ELETTROVALVOLA 5/2 VIE ISO 5599-1
SOLENOID VALVE 5/2 WAYS ISO 5599-1

COMANDO ELETTROPNEUMATICO INDIRETTO
RIPOSIZIONAMENTO A MOLLA PNEUMATICA

SINGLE SOLENOID - INDIRECT PILOT
PNEUMATIC SPRING RETURN

COD: BE30000 ☐ ☐ ☐

SOLENOIDE / *SOLENOID*

22 mm	2
30 mm	3

VOLTAGGIO / *VOLTAGE*

DC	12 V d.c. =	012C
	24 V d.c. =	024C
AC	12 V a.c. =	012A
	24 V a.c. =	024A
	115 V a.c. =	115A
	230 V a.c. =	230A
	SENZA BOBINA / WITHOUT SOLENOID	STD = 0000

MANUALE / *OVERRIDE*

Standard (con cacciavite) / Standard (with screwdriver)	= / =	-
Comando manuale a leva / Lever manual override	= / =	L

Questa elettrovalvola 5/2 vie permette il pilotaggio diretto di cilindri a doppio effetto. L'elevata affidabilità e portata ne fanno la scelta ideale per le più complesse automazioni.

CARATTERISTICHE
- Solenoide facilmente intercambiabile
- Elevata portata.
- Il montaggio può avvenire su tutte le basi a norme ISO 5599/1

This 5/2 way solenoid valve allows the direct piloting of double acting cylinders. Its high flow and reliability, make it ideal for the most complex automations.

PERFORMANCES
- *Easily interchangeable solenoid*
- *High flow.*
- *The assembly can be on 5599/1 ISO bases*



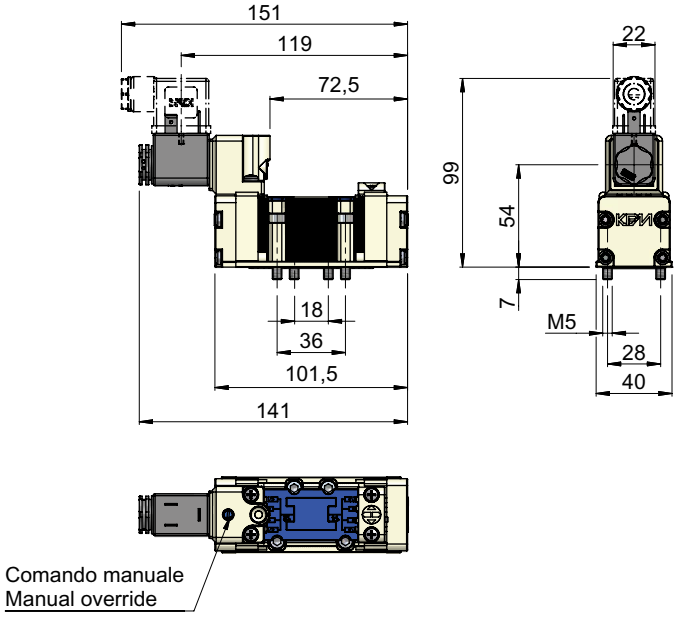

CONNETTORE A PARTE - CONNECTOR IS NOT INCLUDED

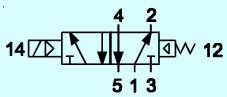

ALIMENTAZIONE	=	(1) = SUPPLY
UTILIZZI	=	(4) (2) = OUTPUT
SCARICHI	=	(5) (3) = EXHAUST
LINEA DI PILOTAGGIO	=	(14) = PILOT LINE

Fluido	*Fluid*	Aria compressa filtrata, lubrificata o non Filtered lubricated or not lubricated air	
Fissaggio	*Fixing*	Su base ISO 5599/1 tramite 4 viti M5x30 (fornite a corredo). On 5599/1 ISO bases by 4 M5x30 screws (included).	
Attacchi (in sottobase)	*Connections (on the base)*	(1) (3) (5) = G3/8"	(2) (4) = G1/4"
Sistema di commutazione	*Switching system*	Spola	Spool
Portata e diametro nominale	*Nominal rated flow e diameter*	1200 Nl/min (6 bar) $ø_{nom}$ = 10 mm	
Pressione di esercizio	*Working pressure*	2.5 ÷ 10 bar	
Tempo on-off	*Switching - Unswitching time*	(1) → (4) =20 ms	(1) → (2) =26 ms
Temperatura ambiente-fluido	*Ambient-fluid temperature range*	-10 ÷ 60°C	5 ÷ 80°C
Materiale corpo	*Body material*	Tecnopolimero	Technopolymer
Materiale guarnizioni	*Seals material*	NBR	
Durata dell'inserimento ED	*Lasting of connection ED*	100%	
Grado di protezione (con connettore)	*Protection degree (with connector)*	IP 65 (DIN 40050)	
Assorbimento elettrico	*Electric absorption*	Vedi retro	Please turn over
Peso (senza connettore)	*Weight (without connector)*	0.288 kg	

SUBJECT TO CHANGES WITHOUT PRIOR NOTICE
CON RISERVA DI MODIFICA SENZA PREAVVISO

DIAGRAMMA DI PORTATA NOMINALE
DIAGRAM OF NORMAL RATED FLOW

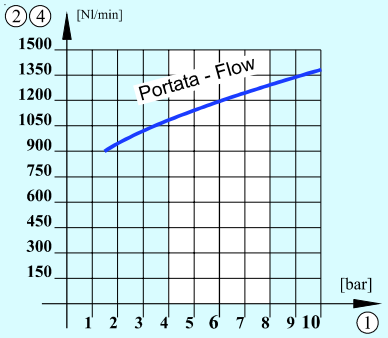

BOBINE ELETTRICHE STANDARD - *STANDARD COILS*

VOLTAGGIO VOLTAGE ±10%	22 mm DC Power	22 mm DC Cod:	22 mm AC Power	22 mm AC Cod:	30 mm DC Power	30 mm DC Cod:	30 mm AC Power	30 mm AC Cod:
12 V	6 W	DA005001	3.5 VA	BOB00028	3.5 W	DC030100	3.3 VA	DC030600
24 V	3.5 W	DA005101	5 VA	BOB00045	3.5 W	DC030200	3.3 VA	DC030700
115 V			5 VA	DA010803			3.3 VA	DC030900
230 V			5 VA	BOB00064			3.3 VA	DC031000

MONTAGGIO IN SOTTOBASE ISO 5599-1 - *ASSEMBLY ON ISO 5599-1 BASE*

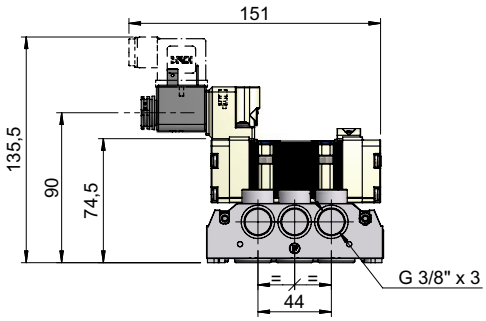

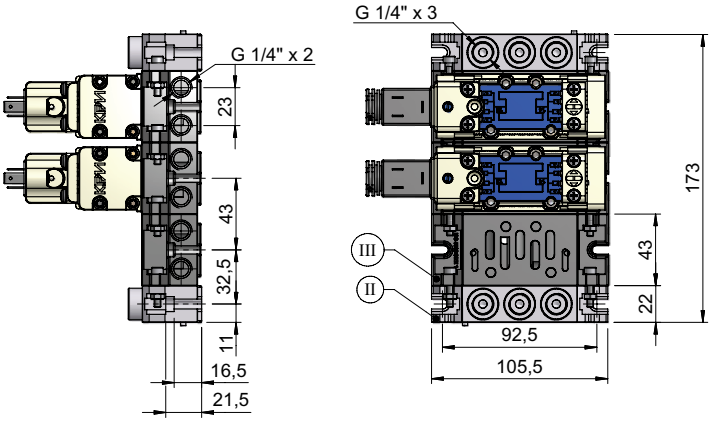

CHIAVI DA USARE - USED KEYS

= 0.6 x 3.5mm — UNI 7076 - DIN 5264

= 4 mm — UNI 6753 - DIN 911

O P T I O N A L

CONNETTORE - CONNECTOR

I

DIN 43650 22 mm

COD: **CNK000**__

std	22
Led+VDR 12÷24V =	18
Led+VDR 48÷115V =	29
Led+VDR 230V =	44

DIN 43650 30 mm

COD: **CNT000**__

std	23
Led 12÷24 V=	24
Led 48÷115 V =	26
Led 230V =	27

SOTTOBASI ISO 5599-1 - ISO 5599-1 BASES

II



BASE ENTRATA E CHIUSURA
ENTRY AND END BASE

COD: **SIK00015**

III



BASE INTERMEDIA:
MIDDLE BASE:

std : **SIK00003**

ASSERVIMENTO ESTERNO :
EXTERNAL SUPPLY : **SIK00004**



BASE SINGOLA
SINGLE BASE

COD: **SIK00001**

NORME DI USO E MANUTENZIONE

Questa apparecchiatura rispetta severe specifiche qualitative tuttavia un uso improprio od inadeguato potrebbe comprometterne il funzionamento e decadere la garanzia.
NON E' UN DISPOSITIVO DI SICUREZZA

ATTENZIONE: prima di ogni operazione assicurarsi che il componente non sia in pressione o sotto tensione. Ristabilire entrambi solo dopo aver controllato l'esattezza delle connessioni.

SCONSIGLIATO USARE FILETTATURE CONICHE SU FILETTATURE IN POLIMERO

USE AND MAINTENANCE

This unit complies with high quality specifications. The incorrect use or misuse of this unit will compromise performance and will invalidate the warranty.
THIS UNIT IS NOT A SAFETY DEVICE

WARNING: before this unit is used and any maintenance work is done please ensure that you have made the correct connections and that the unit is not under electricity and pressurised. Pressure and electric power can be restored when the connections are checked.

TAPERED THREADS NOT ADVISABLE ON POLYMER THREADS

SUBJECT TO CHANGES WITHOUT PRIOR NOTICE
CON RISERVA DI MODIFICA SENZA PREAVVISO

VALVOLA PNEUMATICA 5/2 VIE ISO 5599-1
PNEUMATIC VALVE 5/2 WAY ISO 5599-1

COMANDO PNEUMATICO
RIPOSIZIONAMENTO A MOLLA PNEUMATICA
PNEUMATIC PILOT
PNEUMATIC SPRING RETURN

COD: BE3100000000



FUNZIONAMENTO
Questa valvola svolge la funzione di apertura o chiusura di un condotto in presenza di un segnale pneumatico di pilotaggio.
IMPIEGO
La 5/2 vie nasce per il comando diretto di cilindri a doppio effetto. Il pilotaggio pneumatico permette un assoluto grado di isolamento elettrico.
CARATTERISTICHE
- Ideale per ambienti aggressivi.
- Il montaggio può avvenire su tutte le basi a norme ISO 5599/1

OPERATION
This valve can open or close a piping with a piloting pneumatic signal.
USE
This 5/2 pneumatic valve enables the direct piloting of double acting cylinders. The pneumatic piloting allows an absolute degree of electric insulation.
PERFORMANCES
- Design for aggressive or corrosive ambient.
- The assembly can be on every 5599/1 ISO bases

4.18

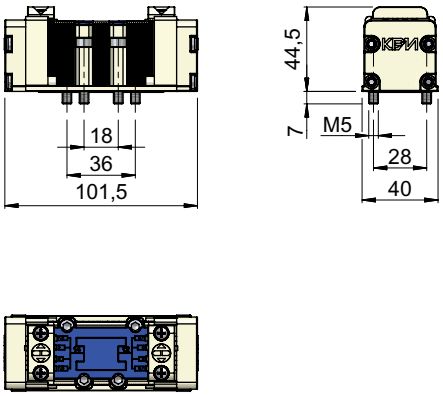

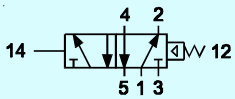

ALIMENTAZIONE	=	(1) = *SUPPLY*
UTILIZZI	=	(4) (2) = *OUTPUT*
SCARICHI	=	(5) (3) = *EXHAUST*
LINEA DI PILOTAGGIO	=	(14) = *PILOT LINE*

Fluido	*Fluid*	Aria compressa filtrata, lubrificata o non *Filtered lubricated or not lubricated air*	
Fissaggio	*Fixing*	Su base ISO 5599/1 tramite 4 viti M5x30 (fornite a corredo). *On 5599/1 ISO bases by 4 M5x30 screw (included).*	
Attacchi (in sottobase)	*Connections (on the base)*	(1) (3) (5) =G 3/8" (2) (4)=G 1/4" (12) (14)=G 1/8"	
Sistema di commutazione	*Switching system*	Spola	*Spool*
Portata e diametro nominale	*Nominal rated flow e diameter*	1200 Nl/min (6 bar)	$ø_{nom}$= 10 mm
Pressione di esercizio	*Working pressure*	2 ÷ 10 bar	
Pressione di pilotaggio	*Pilot pressure*	Vedi retro	*Please turn over*
Tempo on-off	*Switching - Unswitching time*	(1) → (4)= 18 ms	(1) → (2)= 20 ms
Temperatura ambiente-fluido	*Ambient-fluid temperature range*	-10 ÷ 60°C	5 ÷ 80°C
Materiale corpo	*Body material*	Tecnopolimero	Technopolymer
Materiale guarnizioni	*Seals material*	NBR	
Peso	*Weight*	0.085 kg	

SUBJECT TO CHANGES WITHOUT PRIOR NOTICE
CON RISERVA DI MODIFICA SENZA PREAVVISO

DIAGRAMMA DI PORTATA NOMINALE - DIAGRAM OF NORMAL RATED FLOW

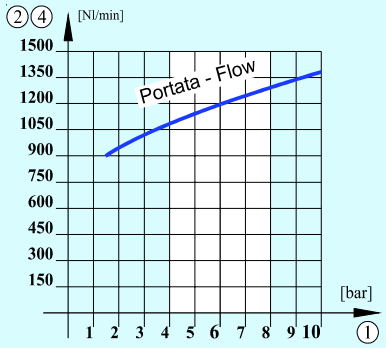

PROVE EFFETTUATE CON:

- *temperatura* = 20°C
- *fluido* = aria compressa filtrata e lubrificata
- *lubrificante* = KPM Airoil 32

TEST PROCEDURE WITH:

- *temperature* = 20°C
- *fluid* = filtered lubricated air
- *lubricant* = KPM Airoil 32

PRESSIONE DI PILOTAGGIO - PILOT PRESSURE

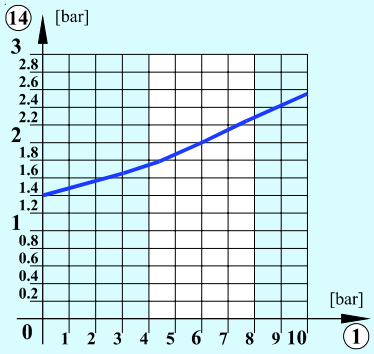

MONTAGGIO IN SOTTOBASE ISO 5599-1 - ASSEMBLY ON ISO 5599-1 BASE

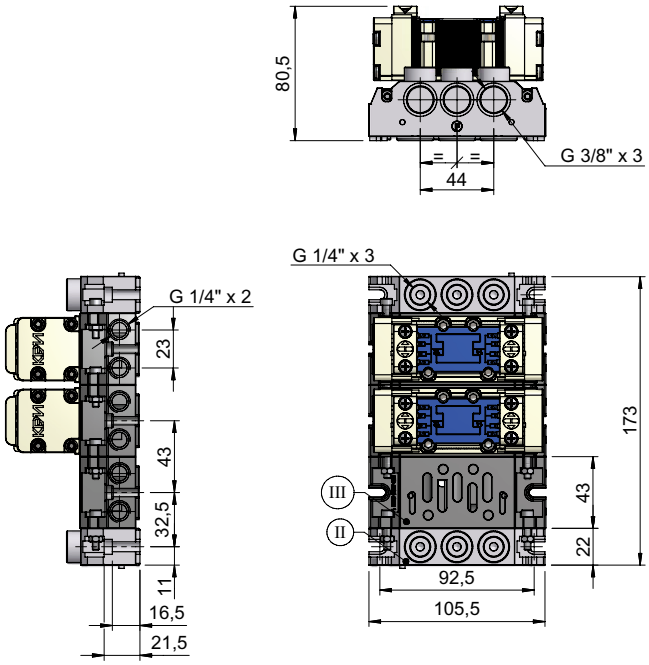

OPTIONAL

SOTTOBASI ISO 5599-1 - ISO 5599-1 BASES

II



BASE ENTRATA E CHIUSURA
ENTRY AND END BASE

COD: **SIK00015**

BASE INTERMEDIA:
MIDDLE BASE:

III



std : **SIK00003**

ASSERVIMENTO ESTERNO :
EXTERNAL SUPPLY : **SIK00004**

BASE SINGOLA
SINGLE BASE



COD: **SIK00001**

CHIAVI DA USARE - USED KEYS

⬢ = 4 mm UNI 6753 - DIN 911

NORME DI USO E MANUTENZIONE

Questa apparecchiatura rispetta severe specifiche qualitative tuttavia un uso improprio od inadeguato potrebbe comprometterne il funzionamento e decadere la garanzia.
NON E' UN DISPOSITIVO DI SICUREZZA

ATTENZIONE: prima di ogni operazione assicurarsi che il componente non sia in pressione. Ristabilirla solo dopo aver controllato l'esattezza delle connessioni.

SCONSIGLIATO USARE FILETTATURE CONICHE SU FILETTATURE IN POLIMERO

USE AND MAINTENANCE

This unit complies with high quality specifications. The incorrect use or misuse of this unit will compromise performance and will invalidate the warranty.
THIS UNIT IS NOT A SAFETY DEVICE

WARNING: before this unit is used and any maintenance work is done please ensure that you have made the correct connections, and that the unit is not live and pressurised. Pressure can be restored when the connections are checked.

TAPERED THREADS NOT ADVISABLE ON POLYMER THREADS

SUBJECT TO CHANGES WITHOUT PRIOR NOTICE
CON RISERVA DI MODIFICA SENZA PREAVVISO

ELETTROVALVOLA 5/2 VIE ISO 5599-1
SOLENOID VALVE 5/2 WAYS ISO 5599-1

DOPPIO COMANDO ELETTROPNEUMATICO INDIRETTO

DOUBLE SOLENOID - INDIRECT PILOT

COD: **BE30202** *BE30302*

SOLENOIDE / *SOLENOID*

22 mm	2	
30 mm	3	

VOLTAGGIO / *VOLTAGE*

DC	12 V d.c. =	012C
	24 V d.c. =	024C
AC	12 V a.c. =	012A
	24 V a.c. =	024A
	115 V a.c. =	115A
	230 V a.c. =	230A
Senza bobina / Without solenoid	STD =	0000

MANUALE / *OVERRIDE*

Standard (con cacciavite) / Standard (with screwdriver)	=	-
Comando manuale a leva / Lever manual override	=	L

Questa elettrovalvola 5/2 vie permette il pilotaggio diretto di cilindri a doppio effetto. L'elevata affidabilità e portata ne fanno la scelta ideale per le più complesse automazioni.

CARATTERISTICHE

- Solenoide facilmente intercambiabile
- Elevata portata.
- Il montaggio può avvenire su tutte le basi a norme ISO 5599/1

La versione differenziale nella condizione di pilotaggio simultaneo di (12)(14) si commuta in (14)

This 5/2 way solenoid valve allows the direct piloting of double acting cylinders. Its high flow and reliability, make it ideal for the most complex automations.

PERFORMANCES

- *Easily interchangeable solenoid*
- *High flow.*
- *The assembly can be on 5599/1 ISO bases*

In the condition of simultaneous piloting of (12)(14) the differential type switches itself in (14)



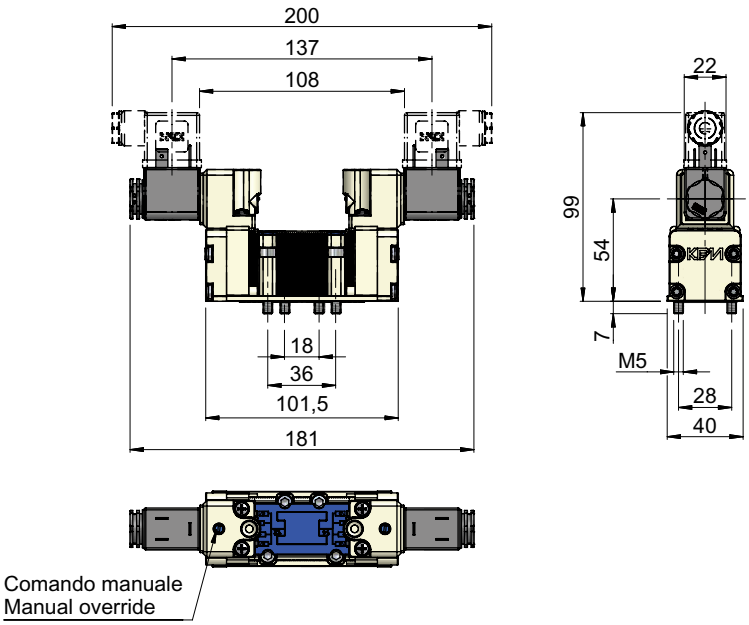

4.18

CONNETTORE A PARTE - CONNECTOR IS NOT INCLUDED

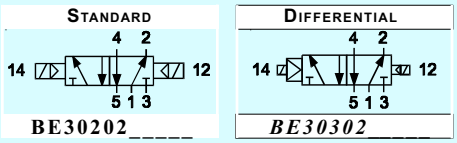

ALIMENTAZIONE	=	(1) = SUPPLY
UTILIZZI	=	(4) (2) = OUTPUT
SCARICHI	=	(5) (3) = EXHAUST
LINEA DI PILOTAGGIO	=	(12) (14) = PILOT LINE

Fluido	*Fluid*	Aria compressa filtrata, lubrificata o non Filtered lubricated or not lubricated air	
Fissaggio	*Fixing*	Su base ISO 5599/1 tramite 4 viti M5x30 (fornite a corredo). On 5599/1 ISO bases by 4 M5x30 screws (included).	
Attacchi (in sottobase)	*Connections (on the base)*	(1) (3) (5) = G3/8"	(2) (4) = G1/4"
Sistema di commutazione	*Switching system*	Spola	Spool
Portata e diametro nominale	*Nominal rated flow e diameter*	1200 Nl/min (6 bar) $ø_{nom}$ = 10 mm	
Pressione di esercizio	*Working pressure*	2 ÷ 10 bar	
Tempo on-off	*Switching - Unswitching time*	(1) → (4) = 18 ms	(1) → (2) = 25 ms
Temperatura ambiente-fluido	*Ambient-fluid temperature range*	-10 ÷ 60°C	5 ÷ 80°C
Materiale corpo	*Body material*	Tecnopolimero	Technopolymer
Materiale guarnizioni	*Seals material*	NBR	
Durata dell'inserimento ED	*Lasting of connection ED*	100%	
Grado di protezione (con connettore)	*Protection degree (with connector)*	IP 65 (DIN 40050)	
Assorbimento elettrico	*Electric absorption*	Vedi retro	Please turn over
Peso (senza connettore)	*Weight (without connector)*	0.390 kg	

SUBJECT TO CHANGES WITHOUT PRIOR NOTICE
CON RISERVA DI MODIFICA SENZA PREAVVISO

DIAGRAMMA DI PORTATA NOMINALE
DIAGRAM OF NORMAL RATED FLOW

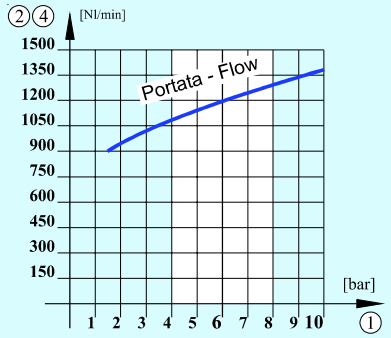

BOBINE ELETTRICHE STANDARD - *STANDARD COILS*

VOLTAGGIO VOLTAGE ±10%	22 mm DC Power	22 mm DC Cod:	22 mm AC Power	22 mm AC Cod:	30 mm DC Power	30 mm DC Cod:	30 mm AC Power	30 mm AC Cod:
12 V	6 W	DA005001	3.5 VA	BOB00028	3.5 W	DC030100	3.3 VA	DC030600
24 V	3.5 W	DA005101	5 VA	BOB00045	3.5 W	DC030200	3.3 VA	DC030700
115 V			5 VA	DA010803			3.3 VA	DC030900
230 V			5 VA	BOB00064			3.3 VA	DC031000

MONTAGGIO IN SOTTOBASE ISO 5599-1 - *ASSEMBLY ON ISO 5599-1 BASE*

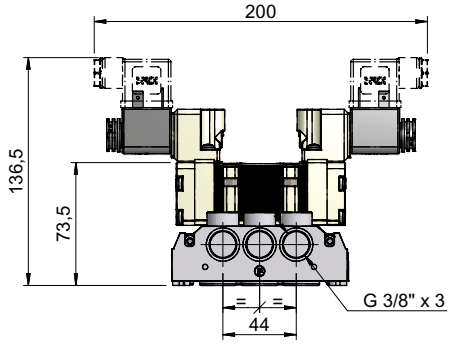

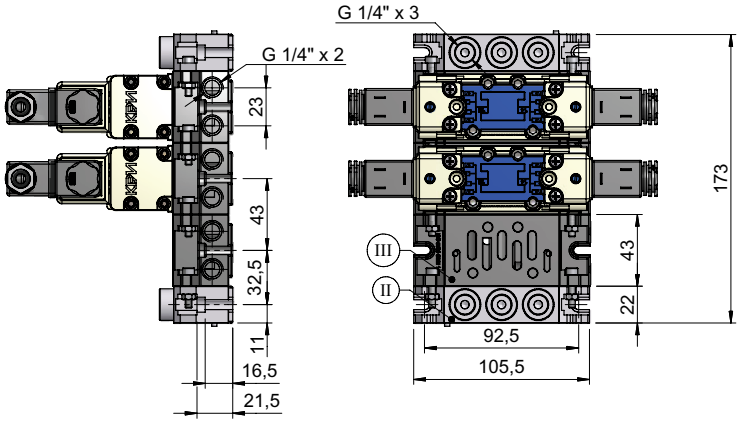

CHIAVI DA USARE - USED KEYS

= 0.6 x 3.5mm — UNI 7076 - DIN 5264

= 4 mm — UNI 6753 - DIN 911

O P T I O N A L

CONNETTORE - CONNECTOR

(I)

DIN 43650 22 mm

COD: **CNK000 __**

std		22
Led	12÷24 V=	17
Led	48÷115 V =	20
Led	230V =	21

DIN 43650 30 mm

COD: **CNK000 __**

std		23
Led	12÷24 V=	24
Led	48÷115 V =	26
Led	230V =	27

SOTTOBASI ISO 5599-1 - ISO 5599-1 BASES

(II)



BASE ENTRATA E CHIUSURA
ENTRY AND END BASE

COD: **SIK00015**

(III)



BASE INTERMEDIA:
MIDDLE BASE:

std : **SIK00003**

ASSERVIMENTO ESTERNO :
EXTERNAL SUPPLY : **SIK00004**



BASE SINGOLA
SINGLE BASE

COD: **SIK00001**

NORME DI USO E MANUTENZIONE

Questa apparecchiatura rispetta severe specifiche qualitative tuttavia un uso improprio od inadeguato potrebbe comprometterne il funzionamento e decadere la garanzia.
NON E' UN DISPOSITIVO DI SICUREZZA

ATTENZIONE: prima di ogni operazione assicurarsi che il componente non sia in pressione o sotto tensione. Ristabilire entrambi solo dopo aver controllato l'esattezza delle connessioni.

SCONSIGLIATO USARE FILETTATURE CONICHE SU FILETTATURE IN POLIMERO

USE AND MAINTENANCE

This unit complies with high quality specifications. The incorrect use or misuse of this unit will compromise performance and will invalidate the warranty.
THIS UNIT IS NOT A SAFETY DEVICE

WARNING: before this unit is used and any maintenance work is done please ensure that you have made the correct connections and that the unit is not under electricity and pressurised. Pressure and electric power can be restored when the connections are checked.

TAPERED THREADS NOT ADVISABLE ON POLYMER THREADS

SUBJECT TO CHANGES WITHOUT PRIOR NOTICE
CON RISERVA DI MODIFICA SENZA PREAVVISO

DOPPIO COMANDO PNEUMATICO

DOUBLE PNEUMATIC PILOT



COD: **BE 3150200000**
BE3170200000

FUNZIONAMENTO
Questa valvola svolge la funzione di apertura o chiusura di un condotto in presenza di un segnale pneumatico di pilotaggio.
IMPIEGO
La 5/2 vie nasce per il comando diretto di cilindri a doppio effetto. Il pilotaggio pneumatico permette un assoluto grado di isolamento elettrico.
CARATTERISTICHE
- Ideale per ambienti aggressivi.
- Il montaggio può avvenire su tutte le basi a norme ISO 5599/1

La versione differenziale nella condizione di pilotaggio simultaneo di 12 14 si commuta in 14

OPERATION
This valve can open or close a piping with a piloting pneumatic signal.
USE
This 5/2 pneumatic valve enables the direct piloting of double acting cylinders. The pneumatic piloting allows an absolute degree of electric insulation.
PERFORMANCES
- Design for aggressive or corrosive ambient.
- The assembly can be on every 5599/1 ISO bases

In the condition of simultaneous piloting of 12 14 the differential type switches itself in 14

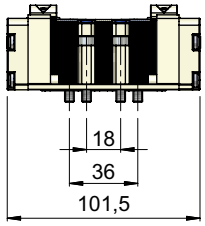

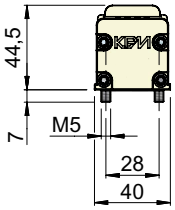

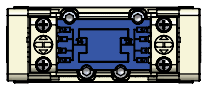

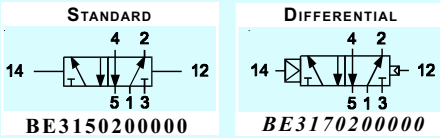

ALIMENTAZIONE	=	1 = *SUPPLY*
UTILIZZI	=	4 2 = *OUTPUT*
SCARICHI	=	5 3 = *EXHAUST*
LINEA DI PILOTAGGIO	=	12 14 = *PILOT LINE*

Fluido	*Fluid*	Aria compressa filtrata, lubrificata o non *Filtered lubricated or not lubricated air*	
Fissaggio	*Fixing*	Su base ISO 5599/1 tramite 4 viti M5x30 (fornite a corredo). *On 5599/1 ISO bases by 4 M5x30 screw (included).*	
Attacchi (in sottobase)	*Connections (on the base)*	1 3 5 =G 3/8" 2 4=G 1/4" 12 14=G 1/8"	
Sistema di commutazione	*Switching system*	Spola	*Spool*
Portata e diametro nominale	*Nominal rated flow e diameter*	1200 Nl/min (6 bar)	$ø_{nom}$= 10 mm
Pressione di esercizio	*Working pressure*	1 ÷ 10 bar	
Pressione di pilotaggio	*Pilot pressure*	Vedi retro	*Please turn over*
Tempo on-off	*Switching - Unswitching time*	1 → 4 = 15 ms	1 → 2 = 20 ms
Temperatura ambiente-fluido	*Ambient-fluid temperature range*	-10 ÷ 60°C	5 ÷ 80°C
Materiale corpo	*Body material*	Tecnopolimero	Technopolymer
Materiale guarnizioni	*Seals material*	NBR	
Peso	*Weight*	0.104 kg	

SUBJECT TO CHANGES WITHOUT PRIOR NOTICE
CON RISERVA DI MODIFICA SENZA PREAVVISO

DIAGRAMMA DI PORTATA NOMINALE - DIAGRAM OF NORMAL RATED FLOW

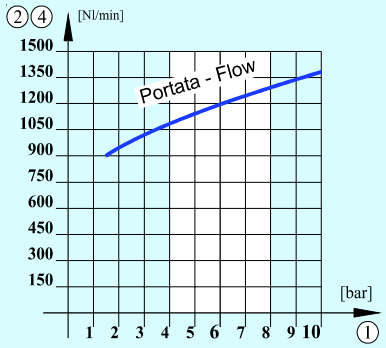

PROVE EFFETTUATE CON:

- *temperatura* = 20°C
- *fluido* = aria compressa filtrata e lubrificata
- *lubrificante* = KPM Airoil 32

TEST PROCEDURE WITH:

- *temperature* = 20°C
- *fluid* = filtered lubricated air
- *lubricant* = KPM Airoil 32

PRESSIONE DI PILOTAGGIO - PILOT PRESSURE

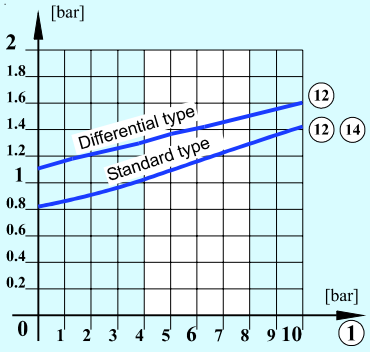

MONTAGGIO IN SOTTOBASE ISO 5599-1 - ASSEMBLY ON ISO 5599-1 BASE

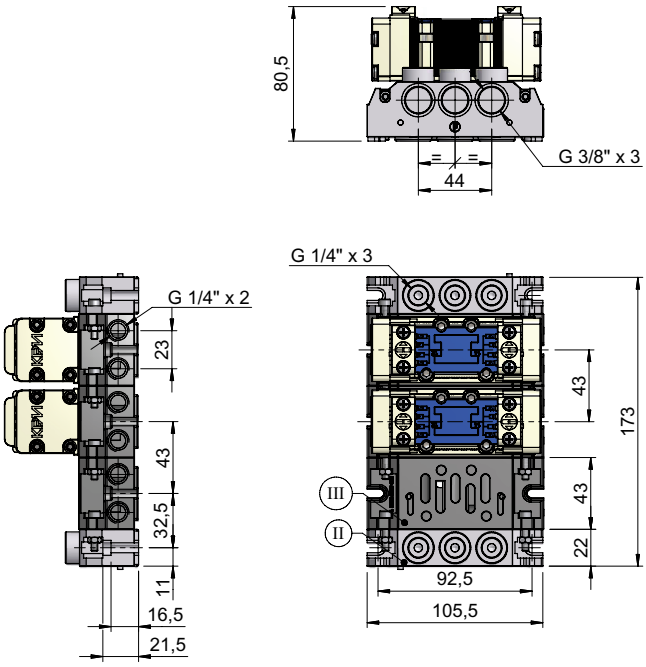

OPTIONAL

SOTTOBASI ISO 5599-1 - ISO 5599-1 BASES

II



BASE ENTRATA E CHIUSURA
ENTRY AND END BASE

COD: **SIK00015**

BASE INTERMEDIA:
MIDDLE BASE:

III



std : **SIK00003**

ASSERVIMENTO ESTERNO :
EXTERNAL SUPPLY : **SIK00004**

BASE SINGOLA
SINGLE BASE



COD: **SIK00001**

CHIAVI DA USARE - USED KEYS

⬢ = 4 mm UNI 6753 - DIN 911

NORME DI USO E MANUTENZIONE

Questa apparecchiatura rispetta severe specifiche qualitative tuttavia un uso improprio od inadeguato potrebbe comprometterne il funzionamento e decadere la garanzia.
NON E' UN DISPOSITIVO DI SICUREZZA

ATTENZIONE: prima di ogni operazione assicurarsi che il componente non sia in pressione. Ristabilirla solo dopo aver controllato l'esattezza delle connessioni.

SCONSIGLIATO USARE FILETTATURE CONICHE SU FILETTATURE IN POLIMERO

USE AND MAINTENANCE

This unit complies with high quality specifications. The incorrect use or misuse of this unit will compromise performance and will invalidate the warranty.
THIS UNIT IS NOT A SAFETY DEVICE

WARNING: before this unit is used and any maintenance work is done please ensure that you have made the correct connections, and that the unit is not live and pressurised. Pressure can be restored when the connections are checked.

TAPERED THREADS NOT ADVISABLE ON POLYMER THREADS

SUBJECT TO CHANGES WITHOUT PRIOR NOTICE
CON RISERVA DI MODIFICA SENZA PREAVVISO

ELETTROVALVOLA 5/3 VIE ISO 5599-1
SOLENOID VALVE 5/3 WAY ISO 5599-1

DOPPIO COMANDO ELETTROPNEUMATICO INDIRETTO

DOUBLE SOLENOID - INDIRECT PILOT

COD:

BE3 ____ ____

TIPO TYPE		
CENTRI CHIUSI / CLOSED CENTRES		9402
CENTRI APERTI / OPENED CENTRES		9002
CENTRI IN PRESSIONE / CENTRES IN PRESSURE		2052

SOLENOIDE / SOLENOID		
	22 mm	2
	30 mm	3

VOLTAGGIO / VOLTAGE		
DC	12 V d.c. =	012C
	24 V d.c. =	024C
AC	12 V a.c. =	012A
	24 V a.c. =	024A
	115 V a.c. =	115A
	230 V a.c. =	230A
	SENZA BOBINA / WITHOUT SOLENOID	STD = 0000

MANUALE / OVERRIDE		
	Standard (con cacciavite) / Standard (with screwdriver)	-
	Comando manuale a leva / Lever manual override	L

La 5/3 vie nasce per il comando diretto di cilindri a doppio effetto. La terza posizione viene raggiunta in assenza dei pilotaggi e può essere del tipo:

- CENTRI CHIUSI: blocco dell'attuatore
- CENTRI APERTI: sblocco dell'attuatore
- CENTRI IN PRESSIONE: alimentazione dell'attuatore

CARATTERISTICHE

- Ideale per ambienti aggressivi
- Montaggio su tutte le basi a norme ISO 5599/1

This 5/3 way solenoid valve allows the direct piloting of double acting cylinders. If piloting is absent the valve can be:

- *CLOSED CENTERS: blocking of the actuator*
- *OPENED CENTERS: release of the actuator*
- *CENTERS IN PRESSURE: supply of the actuator*

PERFORMANCES

- *Designed for aggressive or corrosive ambients.*
- *Assembly on every 5599/1 ISO bases*



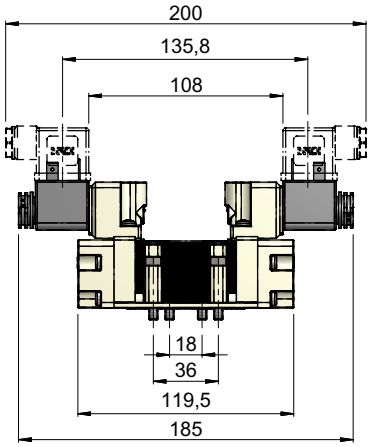

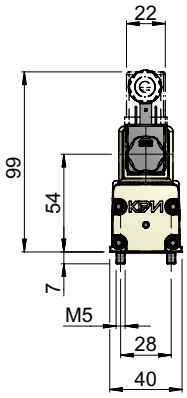

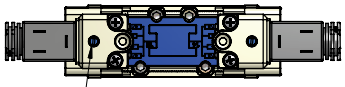

Comando manuale
Manual override

CONNETTORE A PARTE - CONNECTOR IS NOT INCLUDED

CENTRI CHIUSI - CLOSED CENTERS	CENTRI APERTI - OPENED CENTERS	CENTRI IN PRESSIONE - CENTERS IN PRESSURE
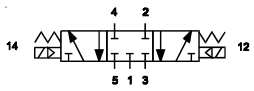	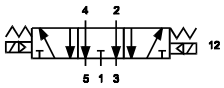	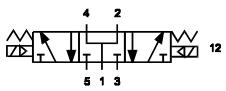

(1) = ALIMENTAZIONE / SUPPLY — (5) (3) = SCARICHI / EXHAUST
(4) (2) = UTILIZZI / OUTPUT — (14) (12) = LINEA DI PILOTAGGIO / PILOT LINE

Fluido	*Fluid*	Aria compressa filtrata, lubrificata o non Filtered lubricated or not lubricated air	
Fissaggio	*Fixing*	Su base ISO 5599/1 tramite 4 viti M5x30 (fornite a corredo). On 5599/1 ISO bases by 4 M5x30 screws (included).	
Attacchi (in sottobase)	*Connections (on the base)*	(1) (3) (5) = G3/8"	(2) (4) = G1/4"
Sistema di commutazione	*Switching system*	Spola	Spool
Portata e diametro nominale	*Nominal rated flow e diameter*	1200 Nl/min (6 bar) $ø_{nom}$ = 10 mm	
Pressione di esercizio	*Working pressure*	2 ÷ 10 bar	
Tempo on-off	*Switching - Unswitching time*	(1) → (4) =18 ms	(1) → (2) = 25 ms
Temperatura ambiente-fluido	*Ambient-fluid temperature range*	-10 ÷ 50°C	5 ÷ 80°C
Materiale corpo	*Body material*	Polyarylamide	
Materiale guarnizioni	*Seals material*	NBR	
Durata dell'inserimento ED	*Lasting of connection ED*	100%	
Grado di protezione (con connettore)	*Protection degree (with connector)*	IP 65 (DIN 40050)	
Assorbimento elettrico	*Electric absorption*	Vedi retro	Please turn over
Peso (senza connettore)	*Weight (without connector)*	0.462 kg	

DIAGRAMMA DI PORTATA NOMINALE
DIAGRAM OF NORMAL RATED FLOW

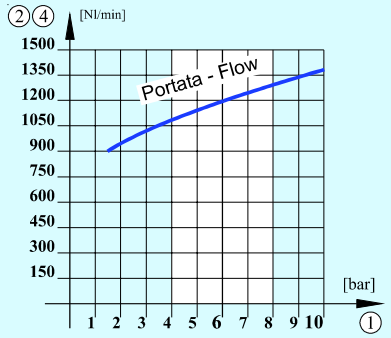

BOBINE ELETTRICHE STANDARD - *STANDARD COILS*

VOLTAGGIO VOLTAGE ±10%	22 mm DC Power	22 mm DC Cod:	22 mm AC Power	22 mm AC Cod:	30 mm DC Power	30 mm DC Cod:	30 mm AC Power	30 mm AC Cod:
12 V	6 W	DA005001	3.5 VA	BOB00028	3.5 W	DC030100	3.3 VA	DC030600
24 V	3.5 W	DA005101	5 VA	BOB00045	3.5 W	DC030200	3.3 VA	DC030700
115 V			5 VA	DA010803			3.3 VA	DC030900
230 V			5 VA	BOB00064			3.3 VA	DC031000

MONTAGGIO IN SOTTOBASE ISO 5599-1 - *ASSEMBLY ON ISO 5599-1 BASE*

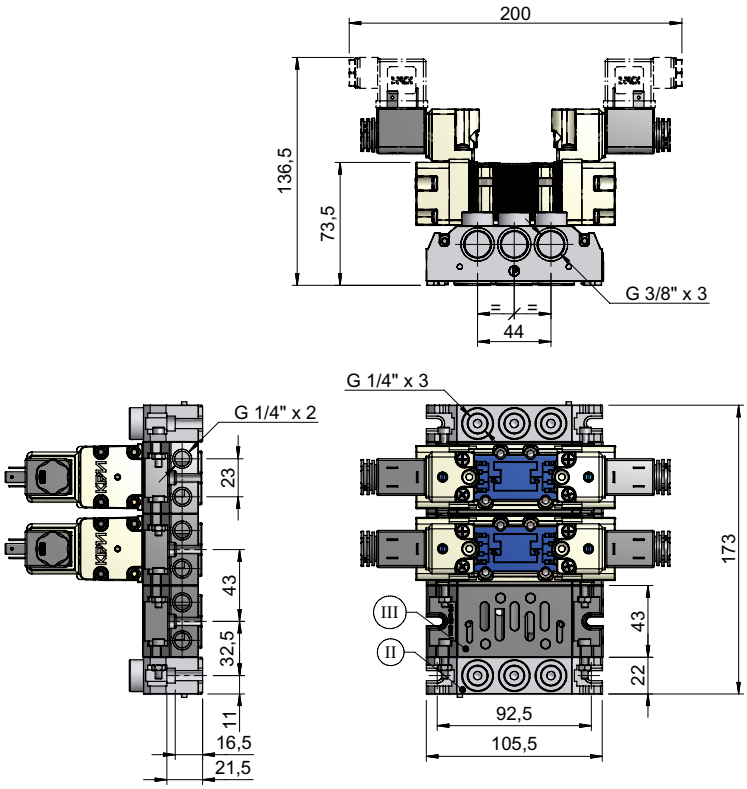

CHIAVI DA USARE - USED KEYS

= 0.6 x 3.5mm — UNI 7076 - DIN 5264

= 4 mm — UNI 6753 - DIN 911

OPTIONAL

CONNETTORE - CONNECTOR

I

DIN 43650 22 mm

COD: **CNK000** __

std	22
Led+VDR 12÷24V =	18
Led+VDR 48÷115V =	29
Led+VDR 230V =	44

DIN 43650 30 mm

COD: **CNT000** __

std	23
Led 12÷24 V=	24
Led 48÷115 V =	26
Led 230V =	27

SOTTOBASI ISO 5599-1 - ISO 5599-1 BASES

II



BASE ENTRATA E CHIUSURA
ENTRY AND END BASE

COD: **SIK00015**

III



BASE INTERMEDIA:
MIDDLE BASE:

std : **SIK00003**

ASSERVIMENTO ESTERNO :
EXTERNAL SUPPLY : **SIK00004**



BASE SINGOLA
SINGLE BASE

COD: **SIK00001**

NORME DI USO E MANUTENZIONE

Questa apparecchiatura rispetta severe specifiche qualitative tuttavia un uso improprio od inadeguato potrebbe comprometterne il funzionamento e decadere la garanzia.
NON E' UN DISPOSITIVO DI SICUREZZA

ATTENZIONE: prima di ogni operazione assicurarsi che il componente non sia in pressione o sotto tensione. Ristabilire entrambi solo dopo aver controllato l'esattezza delle connessioni.

SCONSIGLIATO USARE FILETTATURE CONICHE SU FILETTATURE IN POLIMERO

USE AND MAINTENANCE

This unit complies with high quality specifications. The incorrect use or misuse of this unit will compromise performance and will invalidate the warranty.
THIS UNIT IS NOT A SAFETY DEVICE

WARNING: before this unit is used and any maintenance work is done please ensure that you have made the correct connections and that the unit is not under electricity and pressurised. Pressure and electric power can be restored when the connections are checked.

TAPERED THREADS NOT ADVISABLE ON POLYMER THREADS

SUBJECT TO CHANGES WITHOUT PRIOR NOTICE
CON RISERVA DI MODIFICA SENZA PREAVVISO

VALVOLA PNEUMATICA 5/3 VIE ISO 5599-1
PNEUMATIC VALVE 5/3 WAY ISO 5599-1

DOPPIO COMANDO PNEUMATICO
DOUBLE PNEUMATIC PILOT

COD: BE3 _ _ _ _ 00000

TIPO	TYPE
CENTRI CHIUSI / CLOSED CENTRES	= 9702
CENTRI APERTI / OPENED CENTRES	= 9302
CENTRI IN PRESSIONE / CENTRES IN PRESSURE	= 3052



La 5/3 vie nasce per il comando diretto di cilindri a doppio effetto. La terza posizione viene raggiunta in assenza dei pilotaggi e può essere del tipo:
- CENTRI CHIUSI: blocco dell'attuatore
- CENTRI APERTI: sblocco dell'attuatore
- CENTRI IN PRESSIONE: alimentazione dell'attuatore

CARATTERISTICHE
- Ideale per ambienti aggressivi
- Montaggio su tutte le basi a norme ISO 5599/1

This 5/3 way solenoid valve allows the direct piloting of double acting cylinders. If piloting is absent the valve can be:
- *CLOSED CENTERS: blocking of the actuator*
- *OPENED CENTERS: release of the actuator*
- *CENTERS IN PRESSURE: supply of the actuator*

PERFORMANCES
- *Designed for aggressive or corrosive ambients.*
- *Assembly on every 5599/1 ISO bases*

4.18

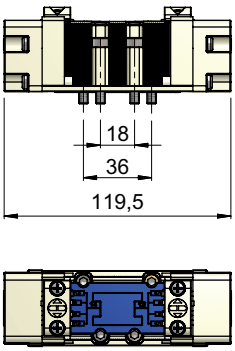

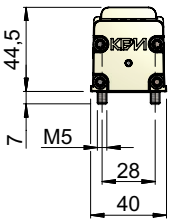

CENTRI CHIUSI - CLOSED CENTERS	CENTRI APERTI - OPENED CENTERS	CENTRI IN PRESSIONE - CENTERS IN PRESSURE
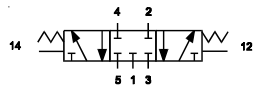	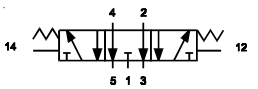	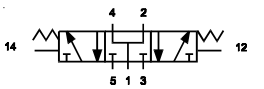

(1) = ALIMENTAZIONE / SUPPLY (5) (3) = SCARICHI / EXHAUST
(4) (2) = UTILIZZI / OUTPUT (14) (12) = LINEA DI PILOTAGGIO / PILOT LINE

Fluido	*Fluid*	Aria compressa filtrata, lubrificata o non *Filtered lubricated or not lubricated air*	
Fissaggio	*Fixing*	Su base ISO 5599/1 tramite 4 viti M5x30 (fornite a corredo). *On 5599/1 ISO bases by 4 M5x30 screws (included).*	
Attacchi (in sottobase)	*Connections (on the base)*	(1) (3) (5) = G 3/8" (2) (4) = G 1/4" (12) (14) = G 1/8"	
Sistema di commutazione	*Switching system*	Spola	*Spool*
Portata e diametro nominale	*Nominal rated flow e diameter*	1200 Nl/min (6 bar)	$ø_{nom}$ = 10 mm
Pressione di esercizio	*Working pressure*	0 ÷ 10 bar	
Pressione di pilotaggio	*Pilot pressure*	Vedi retro	*Please turn over*
Tempo on-off	*Switching - Unswitching time*	(1) → (4) = 18 ms	(1) → (2) = 18 ms
Temperatura ambiente-fluido	*Ambient-fluid temperature range*	-10 ÷ 60°C	5 ÷ 80°C
Materiale corpo	*Body material*	Tecnopolimero	Technopolymer
Materiale guarnizioni	*Seals material*	NBR	
Peso	*Weight*	0.228 kg	

DIAGRAMMA DI PORTATA NOMINALE - DIAGRAM OF NORMAL RATED FLOW

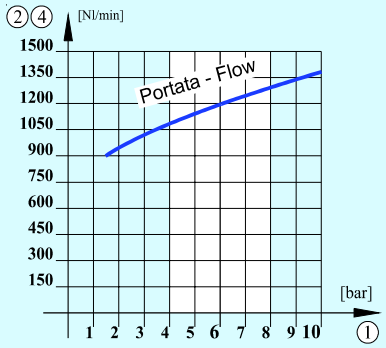

PROVE EFFETTUATE CON:

- *temperatura* = 20°C
- *fluido* = aria compressa filtrata e lubrificata
- *lubrificante* = KPM Airoil 32

TEST PROCEDURE WITH:

- *temperature* = 20°C
- *fluid* = filtered lubricated air
- *lubricant* = KPM Airoil 32

PRESSIONE DI PILOTAGGIO - PILOT PRESSURE

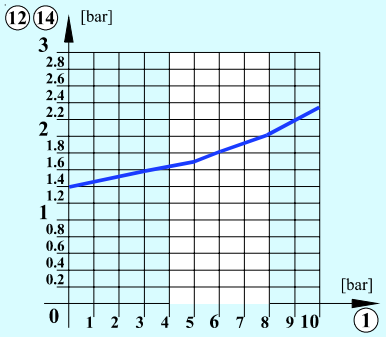

MONTAGGIO IN SOTTOBASE ISO 5599-1 - ASSEMBLY ON ISO 5599-1 BASE

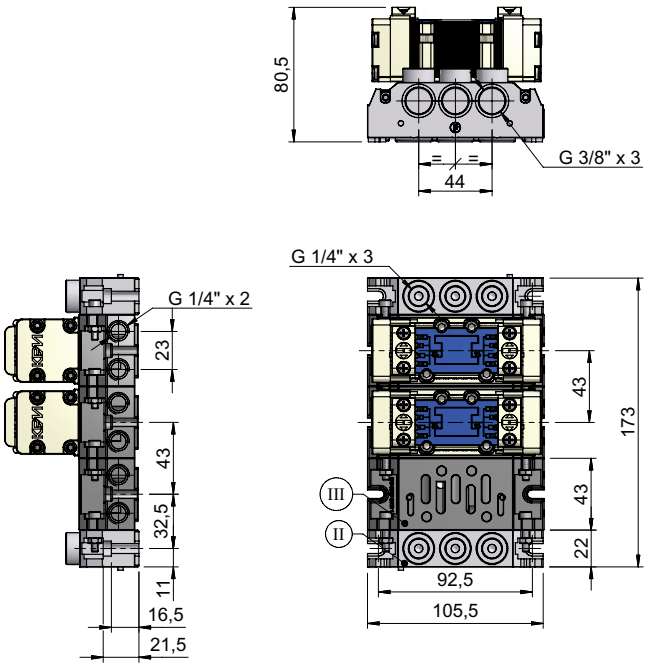

OPTIONAL

SOTTOBASI ISO 5599-1 - ISO 5599-1 BASES

II



BASE ENTRATA E CHIUSURA
ENTRY AND END BASE

COD: **SIK00015**

BASE INTERMEDIA:
MIDDLE BASE:

III



std : **SIK00003**

ASSERVIMENTO ESTERNO :
EXTERNAL SUPPLY : **SIK00004**

BASE SINGOLA
SINGLE BASE



COD: **SIK00001**

CHIAVI DA USARE - USED KEYS

⬢ = 4 mm UNI 6753 - DIN 911

NORME DI USO E MANUTENZIONE

Questa apparecchiatura rispetta severe specifiche qualitative tuttavia un uso improprio od inadeguato potrebbe comprometterne il funzionamento e decadere la garanzia.
NON E' UN DISPOSITIVO DI SICUREZZA

ATTENZIONE: prima di ogni operazione assicurarsi che il componente non sia in pressione. Ristabilirla solo dopo aver controllato l'esattezza delle connessioni.

SCONSIGLIATO USARE FILETTATURE CONICHE SU FILETTATURE IN POLIMERO

USE AND MAINTENANCE

This unit complies with high quality specifications. The incorrect use or misuse of this unit will compromise performance and will invalidate the warranty.
THIS UNIT IS NOT A SAFETY DEVICE

WARNING: before this unit is used and any maintenance work is done please ensure that you have made the correct connections, and that the unit is not live and pressurised. Pressure can be restored when the connections are checked.

TAPERED THREADS NOT ADVISABLE ON POLYMER THREADS

SUBJECT TO CHANGES WITHOUT PRIOR NOTICE
CON RISERVA DI MODIFICA SENZA PREAVVISO