# ELETTROVALVOLA 5/2 VIE ISO 5599-2
# *SOLENOID VALVE 5/2 WAY ISO 5599-2*

COMANDO ELETTROPNEUMATICO
INDIRETTO
RIPOSIZIONAMENTO A MOLLA PNEUMATICA
*SINGLE SOLENOID - INDIRECT PILOT*
*PNEUMATIC SPRING RETURN*

**COD: BE40000**

**SOLENOIDE / *SOLENOID***

| | | |
|---|---|---|
| 22 mm | 2 | |
| 30 mm | 3 | |

**VOLTAGGIO / *VOLTAGE***

| | | |
|---|---|---|
| DC | 12 V d.c. = | 012C |
| | 24 V d.c. = | 024C |
| AC | 12 V a.c. = | 012A |
| | 24 V a.c. = | 024A |
| | 115 V a.c. = | 115A |
| | 230 V a.c. = | 230A |
| | SENZA BOBINA / WITHOUT SOLENOID | STD = 0000 |

**MANUALE / *OVERRIDE***

| | | |
|---|---|---|
| Standard (con cacciavite) / Standard (with screwdriver) | = | - |
| Comando manuale a leva / Lever manual override | = | L |

Questa elettrovalvola 5/2 vie permette il pilotaggio diretto di cilindri a doppio effetto. L'elevata affidabilità e portata ne fanno la scelta ideale per le più complesse automazioni.

**CARATTERISTICHE**
- Solenoide facilmente intercambiabile
- Elevata portata.
- Il montaggio può avvenire su tutte le basi a norme ISO 5599/2

*This 5/2 way solenoid valve allows the direct piloting of double acting cylinders. Its high flow and reliability, make it ideal for the most complex automations.*

***PERFORMANCES***
- *Easily interchangeable solenoid*
- *High flow.*
- *The assembly can be on 5599/2 ISO bases*



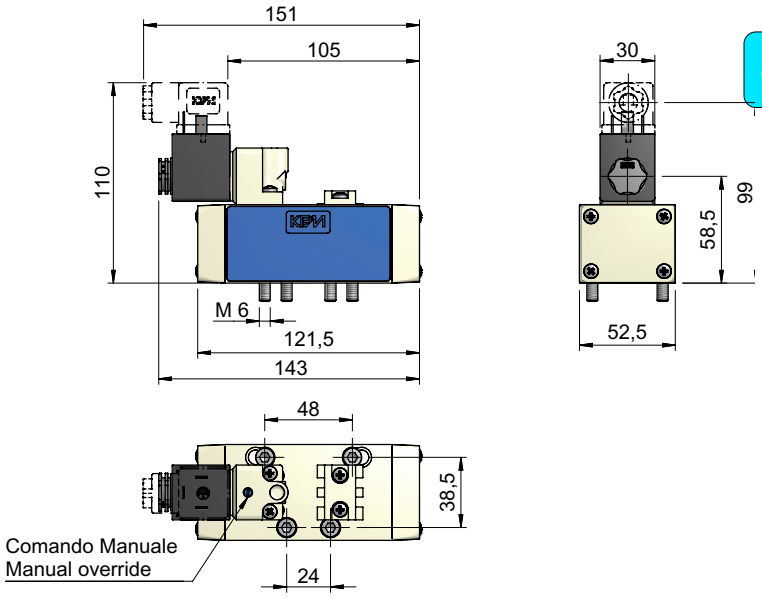


CONNETTORE A PARTE - CONNECTOR IS NOT INCLUDED

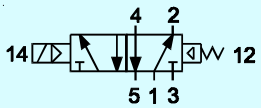


| | | |
|---|---|---|
| ALIMENTAZIONE | = | (1) = SUPPLY |
| UTILIZZI | = | (4) (2) = OUTPUT |
| SCARICHI | = | (5) (3) = EXHAUST |
| LINEA DI PILOTAGGIO | = | (12) (14) = PILOT LINE |

| | | | |
|---|---|---|---|
| Fluido | *Fluid* | Aria compressa filtrata, lubrificata o non<br>Filtered lubricated or not lubricated air | |
| Fissaggio | *Fixing* | Su base ISO 5599/2 tramite 4 viti M6x30 ( fornite a corredo )<br>On 5599/2 ISO bases by 4 M6x30 screws (included) | |
| Attacchi ( in sottobase ) | *Connections (on the base)* | (1) (3) (5) = G3/8" | (2) (4) = G1/4" |
| Sistema di commutazione | *Switching system* | Spola | Spool |
| Portata e diametro nominale | *Nominal rated flow e diameter* | 1500 Nl/min (6 bar) $ø_{nom}$ = 10 mm | |
| Pressione di esercizio | *Working pressure* | 2 ÷ 10 bar | |
| Tempo on-off | *Switching - Unswitching time* | (1) → (4) =20 ms | (1) → (2) =26 ms |
| Temperatura ambiente-fluido | *Ambient-fluid temperature range* | -10 ÷ 60°C | 0 ÷ 50°C |
| Materiale corpo | *Body material* | Tecnopolimero | Technopolymer |
| Materiale guarnizioni | *Seals material* | NBR | |
| Durata dell'inserimento ED | *Lasting of connection ED* | 100% | |
| Grado di protezione (con connettore) | *Protection degree (with connector)* | IP 65 (DIN 40050) | |
| Assorbimento elettrico | *Electric absorption* | Vedi retro | Please turn over |
| Peso (senza connettore) | *Weight (without connector)* | 0.680 kg | |

SUBJECT TO CHANGES WITHOUT PRIOR NOTICE
CON RISERVA DI MODIFICA SENZA PREAVVISO

## DIAGRAMMA DI PORTATA NOMINALE
## *DIAGRAM OF NORMAL RATED FLOW*

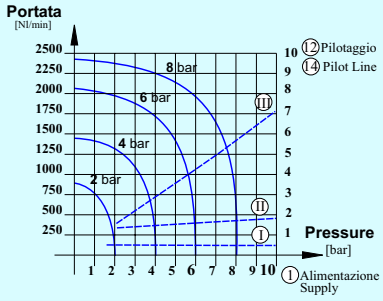


## BOBINE ELETTRICHE STANDARD - *STANDARD COILS*

| VOLTAGGIO VOLTAGE ±10% | 22 mm DC Power | 22 mm DC Cod: | 22 mm AC Power | 22 mm AC Cod: | 30 mm DC Power | 30 mm DC Cod: | 30 mm AC Power | 30 mm AC Cod: |
|---|---|---|---|---|---|---|---|---|
| 12 V | 6 W | DA005001 | 3.5 VA | BOB00028 | 3.5 W | DC030100 | 3.3 VA | DC030600 |
| 24 V | 3.5 W | DA005101 | 5 VA | BOB00045 | 3.5 W | DC030200 | 3.3 VA | DC030700 |
| 115 V | | | 5 VA | DA010803 | | | 3.3 VA | DC030900 |
| 230 V | | | 5 VA | BOB00064 | | | 3.3 VA | DC031000 |

## MONTAGGIO IN SOTTOBASE ISO 5599-2 *ASSEMBLY ON ISO 5599-2 BASE*

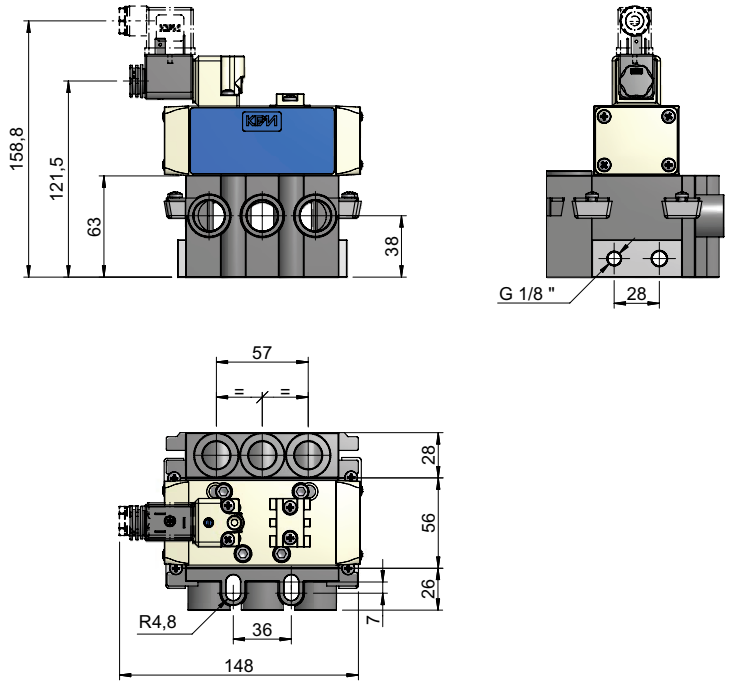


### *CHIAVI DA USARE - USED KEYS*

= 0.6 x 3.5mm — UNI 7076 - DIN 5264

= 4 mm — UNI 6753 - DIN 911

### *OPTIONAL*

#### CONNETTORE - CONNECTOR

(I)

DIN 43650 22 mm

COD: **CNK000**__

| | |
|---|---|
| std | 22 |
| Led+VDR 12÷24V = | 18 |
| Led+VDR 48÷115V = | 29 |
| Led+VDR 230V = | 44 |

DIN 43650 30 mm

COD: **CNT000**__

| | |
|---|---|
| std | 23 |
| Led 12÷24 V= | 24 |
| Led 48÷115 V = | 26 |
| Led 230V = | 27 |

#### SOTTOBASI ISO 5599-2 - ISO 5599-2 BASES

(II)



BASE ENTRATA E CHIUSURA
*ENTRY AND END BASE*

COD: **SBC00028**

(III)



BASE INTERMEDIA:
*MIDDLE BASE:*

COD: **SBC00024**

(IV)



BASE INGRESSO SUPPLEM.
*SUPPLEMENTARY ENTRY BASE*

COD: **SBC00029**

## NORME DI USO E MANUTENZIONE

Questa apparecchiatura rispetta severe specifiche qualitative tuttavia un uso improprio od inadeguato potrebbe comprometterne il funzionamento e decadere la garanzia.
NON E' UN DISPOSITIVO DI SICUREZZA

ATTENZIONE: prima di ogni operazione assicurarsi che il componente non sia in pressione o sotto tensione. Ristabilire entrambi solo dopo aver controllato l'esattezza delle connessioni.

SCONSIGLIATO USARE FILETTATURE CONICHE SU FILETTATURE IN POLIMERO

## *USE AND MAINTENANCE*

*This unit complies with high quality specifications. The incorrect use or misuse of this unit will compromise performance and will invalidate the warranty.*
*THIS UNIT IS NOT A SAFETY DEVICE*

*WARNING: before this unit is used and any maintenance work is done please ensure that you have made the correct connections and that the unit is not under electricity and pressurised. Pressure and electric power can be restored when the connections are checked.*

*TAPERED THREADS NOT ADVISABLE ON POLYMER THREADS*

SUBJECT TO CHANGES WITHOUT PRIOR NOTICE
CON RISERVA DI MODIFICA SENZA PREAVVISO

# VALVOLA PNEUMATICA 5/2 VIE ISO 5599-2
# PNEUMATIC VALVE 5/2 WAY ISO 5599-2

COMANDO PNEUMATICO
RIPOSIZIONAMENTO A MOLLA PNEUMATICA
PNEUMATIC PILOT
PNEUMATIC SPRING RETURN

**COD: BE4100000000**



**FUNZIONAMENTO**
Questa valvola svolge la funzione di apertura o chiusura di un condotto in presenza di un segnale pneumatico di pilotaggio.
**IMPIEGO**
La 5/2 vie nasce per il comando diretto di cilindri a doppio effetto. Il pilotaggio pneumatico permette un assoluto grado di isolamento elettrico.
**CARATTERISTICHE**
- Ideale per ambienti aggressivi.
- Il montaggio può avvenire su tutte le basi a norme ISO 5599 / 2.

***OPERATION***
*This valve can open or close a piping with a piloting pneumatic signal.*
***USE***
*This 5/2 pneumatic valve enables the direct piloting of double acting cylinders. The pneumatic piloting allows an absolute degree of electric insulation.*
***PERFORMANCES***
*- Design for aggressive or corrosive ambient.*
*- The assembly can be on every 5599 / 2 ISO bases.*



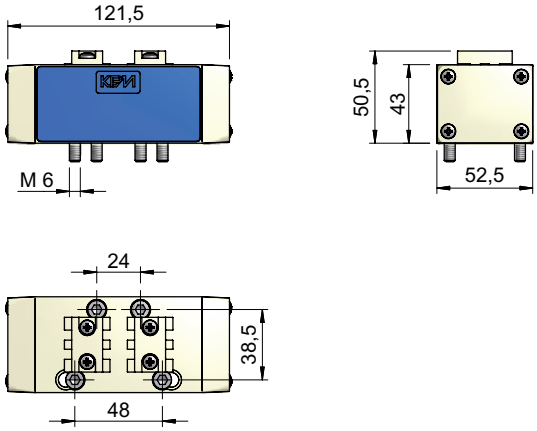


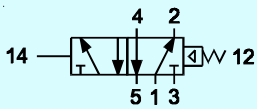


| | | |
|---|---|---|
| ALIMENTAZIONE | = | (1) = SUPPLY |
| UTILIZZI | = | (4) (2) = OUTPUT |
| SCARICHI | = | (5) (3) = EXHAUST |
| LINEA DI PILOTAGGIO | = | (12) (14) = PILOT LINE |

| | | | |
|---|---|---|---|
| Fluido | *Fluid* | Aria compressa filtrata, lubrificata o non<br>Filtered lubricated or not lubricated air | |
| Fissaggio | *Fixing* | Su base ISO 5599/2 tramite 4 viti M6x30(fornite a corredo).<br>On 5599/2 ISO bases by 4 M6x30 screw (included). | |
| Attacchi ( in sottobase ) | *Connections (on the base )* | (1) (3) (5) =G 3/8" (2) (4)=G 1/4" | =G 1/8" |
| Sistema di commutazione | *Switching system* | Spola | Spool |
| Portata e diametro nominale | *Nominal rated flow e diameter* | 1500 Nl/min (6 bar) | $ø_{nom}$= 10 mm |
| Pressione di esercizio | *Working pressure* | 2 ÷ 10 bar | |
| Pressione di pilotaggio | *Pilot pressure* | Vedi retro | Please turn over |
| Tempo on-off | *Switching - Unswitching time* | (1) → (4) = 15 ms | (1) → (2) = 20 ms |
| Temperatura ambiente-fluido | *Ambient-fluid temperature range* | -10 ÷ 60°C | 0 ÷ 50°C |
| Materiale corpo | *Body material* | Alluminio | Aluminium |
| Materiale guarnizioni | *Seals material* | NBR | |
| Peso | *Weight* | 0.504 kg | |

SUBJECT TO CHANGES WITHOUT PRIOR NOTICE
CON RISERVA DI MODIFICA SENZA PREAVVISO

## DIAGRAMMA DI PORTATA NOMINALE E PRESSIONE DI PILOTAGGIO - DIAGRAM OF NORMAL RATED FLOW AND PILOTING PRESSURE

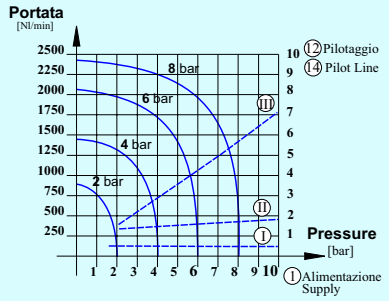


## PRESSIONE DI PILOTAGGIO - PILOT PRESSURE

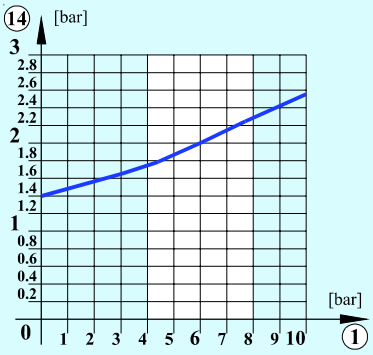


## MONTAGGIO IN SOTTOBASE ISO 5599-2 - ASSEMBLY ON ISO 5599-2 BASE

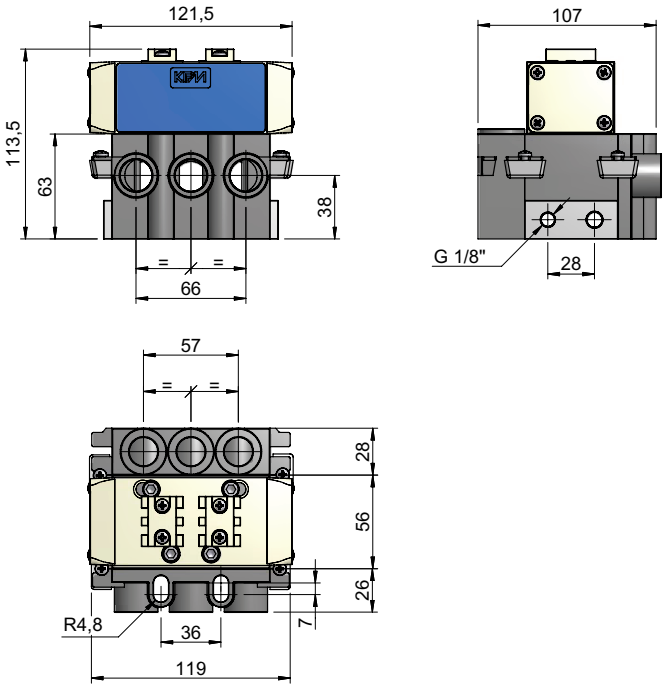


### *OPTIONAL*

SOTTOBASI ISO 5599-2 - ISO 5599-2 BASES

(II)



BASE ENTRATA E CHIUSURA
*ENTRY AND END BASE*

COD: **SBC00028**

(III)



BASE INTERMEDIA:
*MIDDLE BASE:*

COD: **SBC00024**

(IV)



BASE INGRESSO SUPPLEM.
*SUPPLEMENTARY ENTRY BASE*

COD: **SBC00029**

### *CHIAVI DA USARE - USED KEYS*

⬢ = 4 mm UNI 6753 - DIN 911

## NORME DI USO E MANUTENZIONE

Questa apparecchiatura rispetta severe specifiche qualitative tuttavia un uso improprio od inadeguato potrebbe comprometterne il funzionamento e decadere la garanzia.
NON E' UN DISPOSITIVO DI SICUREZZA

ATTENZIONE: prima di ogni operazione assicurarsi che il componente non sia in pressione. Ristabilirla solo dopo aver controllato l'esattezza delle connessioni.

SCONSIGLIATO USARE FILETTATURE CONICHE SU FILETTATURE IN POLIMERO

## *USE AND MAINTENANCE*

*This unit complies with high quality specifications. The incorrect use or misuse of this unit will compromise performance and will invalidate the warranty.*
*THIS UNIT IS NOT A SAFETY DEVICE*

*WARNING: before this unit is used and any maintenance work is done please ensure that you have made the correct connections, and that the unit is not live and pressurised. Pressure can be restored when the connections are checked.*

*TAPERED THREADS NOT ADVISABLE ON POLYMER THREADS*

SUBJECT TO CHANGES WITHOUT PRIOR NOTICE
CON RISERVA DI MODIFICA SENZA PREAVVISO

# ELETTROVALVOLA 5/2 VIE ISO 5599-2
# *SOLENOID VALVE 5/2 WAY ISO 5599-2*

DOPPIO COMANDO
ELETTROPNEUMATICO INDIRETTO

DOUBLE SOLENOID - INDIRECT PILOT

**COD: BE40202** ☐ ☐ ☐

**SOLENOIDE / SOLENOID**

| | |
|---|---|
| 22 mm | 2 |
| 30 mm | 3 |

**VOLTAGGIO / VOLTAGE**

| | | |
|---|---|---|
| DC | 12 V d.c. = | 012C |
| | 24 V d.c. = | 024C |
| AC | 12 V a.c. = | 012A |
| | 24 V a.c. = | 024A |
| | 115 V a.c. = | 115A |
| | 230 V a.c. = | 230A |
| | SENZA BOBINA / WITHOUT SOLENOID | STD = 0000 |

**MANUALE / OVERRIDE**

| | | |
|---|---|---|
| Standard (con cacciavite) / Standard (with screwdriver) | = | - |
| Comando manuale a leva / Lever manual override | = | L |

Questa elettrovalvola 5/2 vie permette il pilotaggio diretto di cilindri a doppio effetto. L'elevata affidabilità e portata ne fanno la scelta ideale per le più complesse automazioni.

**CARATTERISTICHE**

- Solenoide facilmente intercambiabile
- Elevata portata.
- Il montaggio può avvenire su tutte le basi a norme ISO 5599/2

La versione differenziale nella condizione di pilotaggio simultaneo di ⑫⑭ si commuta in⑭

*This 5/2 way solenoid valve allows the direct piloting of double acting cylinders. Its high flow and reliability, make it ideal for the most complex automations.*

***PERFORMANCES***

- *Easily interchangeable solenoid*
- *High flow.*
- *The assembly can be on 5599/2 ISO bases*

*In the condition of simultaneous piloting of ⑫⑭ the differential type switches itself in⑭*



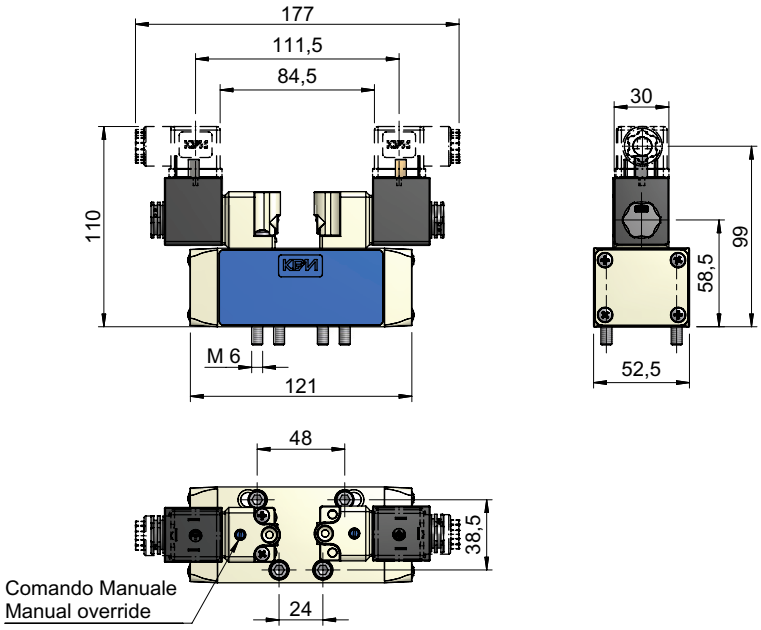


CONNETTORE A PARTE - CONNECTOR IS NOT INCLUDED

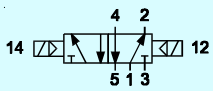


| | | |
|---|---|---|
| ALIMENTAZIONE | = | ① = SUPPLY |
| UTILIZZI | = | ④ ② = OUTPUT |
| SCARICHI | = | ⑤ ③ = EXHAUST |
| LINEA DI PILOTAGGIO | = | ⑫ ⑭ = PILOT LINE |

| | | | |
|---|---|---|---|
| Fluido | *Fluid* | Aria compressa filtrata, lubrificata o non<br>Filtered lubricated or not lubricated air | |
| Fissaggio | *Fixing* | Su base ISO 5599/2 tramite 4 viti M6x30 (fornite a corredo)<br>On 5599/2 ISO bases by 4 M6x30 screws (included) | |
| Attacchi ( in sottobase ) | *Connections (on the base)* | ① ③ ⑤ = G3/8" | ② ④ = G1/4" |
| Sistema di commutazione | *Switching system* | Spola | Spool |
| Portata e diametro nominale | *Nominal rated flow e diameter* | 1500 Nl/min (6 bar) $ø_{nom}$ = 10 mm | |
| Pressione di esercizio | *Working pressure* | 2 ÷ 10 bar | |
| Tempo on-off | *Switching - Unswitching time* | ① → ④ =20 ms | ① → ② =26 ms |
| Temperatura ambiente-fluido | *Ambient-fluid temperature range* | -10 ÷ 60°C | 0 ÷ 50°C |
| Materiale corpo | *Body material* | Tecnopolimero | Technopolymer |
| Materiale guarnizioni | *Seals material* | NBR | |
| Durata dell'inserimento ED | *Lasting of connection ED* | 100% | |
| Grado di protezione (con connettore) | *Protection degree (with connector)* | IP 65 (DIN 40050) | |
| Assorbimento elettrico | *Electric absorption* | Vedi retro | Please turn over |
| Peso (senza connettore) | *Weight (without connector)* | 0.705 kg | |

SUBJECT TO CHANGES WITHOUT PRIOR NOTICE
CON RISERVA DI MODIFICA SENZA PREAVVISO

## DIAGRAMMA DI PORTATA NOMINALE
## *DIAGRAM OF NORMAL RATED FLOW*

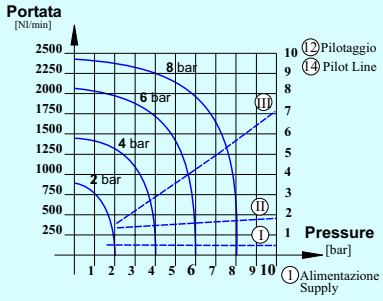


## BOBINE ELETTRICHE STANDARD - *STANDARD COILS*

| VOLTAGGIO VOLTAGE ±10% | 22 mm DC Power | 22 mm DC Cod: | 22 mm AC Power | 22 mm AC Cod: | 30 mm DC Power | 30 mm DC Cod: | 30 mm AC Power | 30 mm AC Cod: |
|---|---|---|---|---|---|---|---|---|
| 12 V | 6 W | DA005001 | 3.5 VA | BOB00028 | 3.5 W | DC030100 | 3.3 VA | DC030600 |
| 24 V | 3.5 W | DA005101 | 5 VA | BOB00045 | 3.5 W | DC030200 | 3.3 VA | DC030700 |
| 115 V | | | 5 VA | DA010803 | | | 3.3 VA | DC030900 |
| 230 V | | | 5 VA | BOB00064 | | | 3.3 VA | DC031000 |

## MONTAGGIO IN SOTTOBASE ISO 5599-2 — *ASSEMBLY ON ISO 5599-2 BASE*

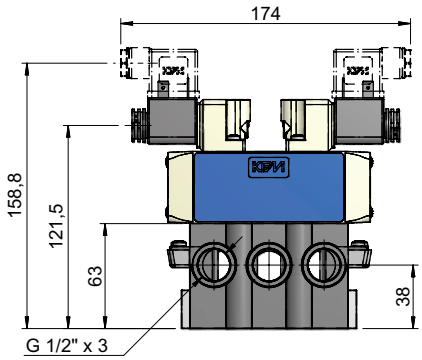


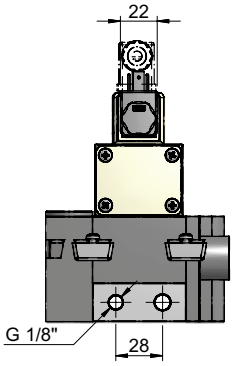


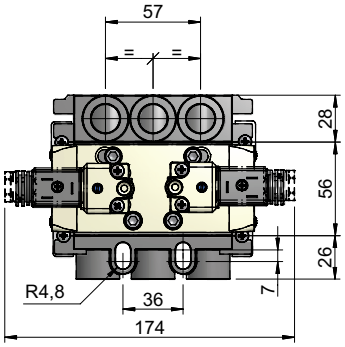


### *CHIAVI DA USARE - USED KEYS*

= 0.6 x 3.5mm — UNI 7076 - DIN 5264

= 4 mm — UNI 6753 - DIN 911

### *O P T I O N A L*

#### CONNETTORE - CONNECTOR

I

DIN 43650 22 mm

COD: **CNK000** __

| | |
|---|---|
| std | 22 |
| Led+VDR 12÷24V = | 18 |
| Led+VDR 48÷115V = | 29 |
| Led+VDR 230V = | 44 |

DIN 43650 30 mm

COD: **CNT000** __

| | |
|---|---|
| std | 23 |
| Led 12÷24 V= | 24 |
| Led 48÷115 V = | 26 |
| Led 230V = | 27 |

#### SOTTOBASI ISO 5599-2 - ISO 5599-2 BASES

II



BASE ENTRATA E CHIUSURA
*ENTRY AND END BASE*

COD: **SBC00028**

III



BASE INTERMEDIA:
*MIDDLE BASE:*

COD: **SBC00024**

IV



BASE INGRESSO SUPPLEM.
*SUPPLEMENTARY ENTRY BASE*

COD: **SBC00029**

## NORME DI USO E MANUTENZIONE

Questa apparecchiatura rispetta severe specifiche qualitative tuttavia un uso improprio od inadeguato potrebbe comprometterne il funzionamento e decadere la garanzia.
NON E' UN DISPOSITIVO DI SICUREZZA

ATTENZIONE: prima di ogni operazione assicurarsi che il componente non sia in pressione o sotto tensione. Ristabilire entrambi solo dopo aver controllato l'esattezza delle connessioni.

SCONSIGLIATO USARE FILETTATURE CONICHE SU FILETTATURE IN POLIMERO

## *USE AND MAINTENANCE*

*This unit complies with high quality specifications. The incorrect use or misuse of this unit will compromise performance and will invalidate the warranty.*
*THIS UNIT IS NOT A SAFETY DEVICE*

*WARNING: before this unit is used and any maintenance work is done please ensure that you have made the correct connections and that the unit is not under electricity and pressurised. Pressure and electric power can be restored when the connections are checked.*

*TAPERED THREADS NOT ADVISABLE ON POLYMER THREADS*

SUBJECT TO CHANGES WITHOUT PRIOR NOTICE
CON RISERVA DI MODIFICA SENZA PREAVVISO

# VALVOLA PNEUMATICA 5/2 VIE ISO 5599-2
# PNEUMATIC VALVE 5/2 WAY ISO 5599-2

DOPPIO COMANDO PNEUMATICO

DOUBLE PNEUMATIC PILOT

**COD: BE 4150200000**



**FUNZIONAMENTO**
Questa valvola svolge la funzione di apertura o chiusura di un condotto in presenza di un segnale pneumatico di pilotaggio.
**IMPIEGO**
La 5/2 vie nasce per il comando diretto di cilindri a doppio effetto. Il pilotaggio pneumatico permette un assoluto grado di isolamento elettrico.
**CARATTERISTICHE**
- Ideale per ambienti aggressivi.
- Il montaggio può avvenire su tutte le basi a norme ISO 5599 / 2.

***OPERATION***
*This valve can open or close a piping with a piloting pneumatic signal.*
***USE***
*This 5/2 pneumatic valve enables the direct piloting of double acting cylinders. The pneumatic piloting allows an absolute degree of electric insulation.*
***PERFORMANCES***
*- Design for aggressive or corrosive ambient.*
*- The assembly can be on every 5599 / 2 ISO bases.*

4.18

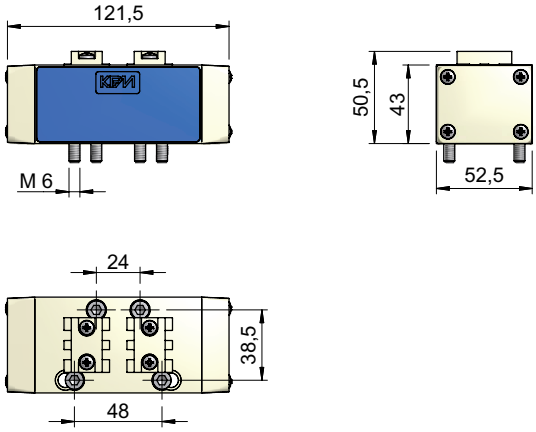


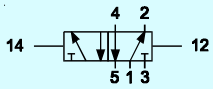


| | | |
|---|---|---|
| ALIMENTAZIONE | = | (1) = SUPPLY |
| UTILIZZI | = | (4) (2) = OUTPUT |
| SCARICHI | = | (5) (3) = EXHAUST |
| LINEA DI PILOTAGGIO | = | (12) (14) = PILOT LINE |

| | | | |
|---|---|---|---|
| Fluido | *Fluid* | Aria compressa filtrata, lubrificata o non<br>Filtered lubricated or not lubricated air | |
| Fissaggio | *Fixing* | Su base ISO 5599/2 tramite 4 viti M6x30(fornite a corredo).<br>On 5599/2 ISO bases by 4 M6x30 screw (included). | |
| Attacchi ( in sottobase ) | *Connections (on the base )* | (1) (3) (5) =G 3/8" | (2) (4) =G 1/4" (12) (14)=G 1/8" |
| Sistema di commutazione | *Switching system* | Spola | Spool |
| Portata e diametro nominale | *Nominal rated flow e diameter* | 1500 Nl/min (6 bar) | $ø_{nom}$ = 10 mm |
| Pressione di esercizio | *Working pressure* | 2 ÷ 10 bar | |
| Pressione di pilotaggio | *Pilot pressure* | Vedi retro | Please turn over |
| Tempo on-off | *Switching - Unswitching time* | (1) → (4) = 15 ms | (1) → (2) = 20 ms |
| Temperatura ambiente-fluido | *Ambient-fluid temperature range* | -10 ÷ 60°C | 0 ÷ 50°C |
| Materiale corpo | *Body material* | Alluminio | Aluminium |
| Materiale guarnizioni | *Seals material* | NBR | |
| Peso | *Weight* | 0.510 kg | |

SUBJECT TO CHANGES WITHOUT PRIOR NOTICE
CON RISERVA DI MODIFICA SENZA PREAVVISO

## DIAGRAMMA DI PORTATA NOMINALE E PRESSIONE DI PILOTAGGIO - DIAGRAM OF NORMAL RATED FLOW AND PILOTING PRESSURE

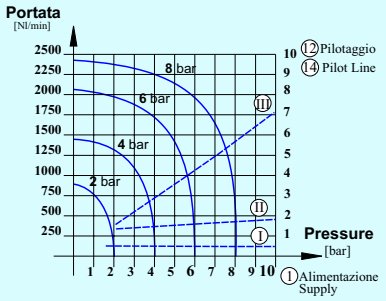


## PRESSIONE DI PILOTAGGIO - PILOT PRESSURE

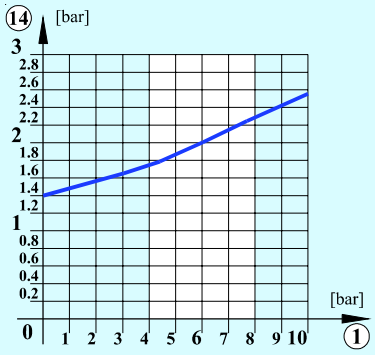


## MONTAGGIO IN SOTTOBASE ISO 5599-2 - ASSEMBLY ON ISO 5599-2 BASE

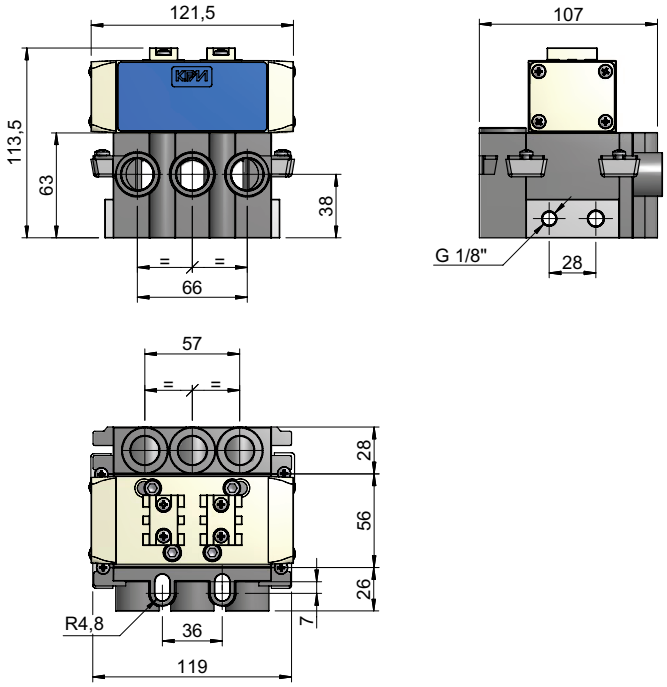


### *OPTIONAL*

SOTTOBASI ISO 5599-2 - ISO 5599-2 BASES

(II)



BASE ENTRATA E CHIUSURA
*ENTRY AND END BASE*

COD: **SBC00028**

(III)



BASE INTERMEDIA:
*MIDDLE BASE:*

COD: **SBC00024**

(IV)



BASE INGRESSO SUPPLEM.
*SUPPLEMENTARY ENTRY BASE*

COD: **SBC00029**

### *CHIAVI DA USARE - USED KEYS*

⬢ = 4 mm UNI 6753 - DIN 911

## NORME DI USO E MANUTENZIONE

Questa apparecchiatura rispetta severe specifiche qualitative tuttavia un uso improprio od inadeguato potrebbe comprometterne il funzionamento e decadere la garanzia.
NON E' UN DISPOSITIVO DI SICUREZZA

ATTENZIONE: prima di ogni operazione assicurarsi che il componente non sia in pressione. Ristabilirla solo dopo aver controllato l'esattezza delle connessioni.

SCONSIGLIATO USARE FILETTATURE CONICHE SU FILETTATURE IN POLIMERO

## *USE AND MAINTENANCE*

*This unit complies with high quality specifications. The incorrect use or misuse of this unit will compromise performance and will invalidate the warranty.*
*THIS UNIT IS NOT A SAFETY DEVICE*

*WARNING: before this unit is used and any maintenance work is done please ensure that you have made the correct connections, and that the unit is not live and pressurised. Pressure can be restored when the connections are checked.*

*TAPERED THREADS NOT ADVISABLE ON POLYMER THREADS*

SUBJECT TO CHANGES WITHOUT PRIOR NOTICE
CON RISERVA DI MODIFICA SENZA PREAVVISO

# ELETTROVALVOLA 5/3 VIE ISO 5599-2 22 mm
# *SOLENOID VALVE 5/3 WAY ISO 5599-2 22 mm*

DOPPIO COMANDO ELETTROPNEUMATICO INDIRETTO

*DOUBLE SOLENOID - INDIRECT PILOT*

**BE4** _ _ _ _ | _ | _ _ _ _ | _

| TIPO TYPE | |
|---|---|
| CENTRI CHIUSI / CLOSED CENTRES | 9402 |
| CENTRI APERTI / OPENED CENTRES | 9002 |
| CENTRI IN PRESSIONE / CENTRES IN PRESSURE | 2052 |

| SOLENOIDE / SOLENOID | |
|---|---|
| 22 mm | 2 |
| 30 mm | 3 |

| VOLTAGGIO / VOLTAGE | | |
|---|---|---|
| DC | 12 V d.c. = | 012C |
| | 24 V d.c. = | 024C |
| AC | 12 V a.c. = | 012A |
| | 24 V a.c. = | 024A |
| | 115 V a.c. = | 115A |
| | 230 V a.c. = | 230A |
| SENZA BOBINA / WITHOUT SOLENOID | STD = | 0000 |

| MANUALE / OVERRIDE | | |
|---|---|---|
| Standard (con cacciavite) / Standard (with screwdriver) | = / = | - |
| Comando manuale a leva / Lever manual override | = / = | L |

La 5/3 vie nasce per il comando diretto di cilindri a doppio effetto. La terza posizione viene raggiunta in assenza dei pilotaggi e può essere del tipo:

- CENTRI CHIUSI: blocco dell'attuatore
- CENTRI APERTI: sblocco dell'attuatore
- CENTRI IN PRESSIONE: alimentazione dell'attuatore

**CARATTERISTICHE**

- Ideale per ambienti aggressivi
- Montaggio su tutte le basi a norme ISO 5599/1

*This 5/3 way solenoid valve allows the direct piloting of double acting cylinders. If piloting is absent the valve can be:*

- *CLOSED CENTERS: blocking of the actuator*
- *OPENED CENTERS: release of the actuator*
- *CENTERS IN PRESSURE: supply of the actuator*

***PERFORMANCES***

- *Designed for aggressive or corrosive ambients.*
- *Assembly on every 5599/1 ISO bases*



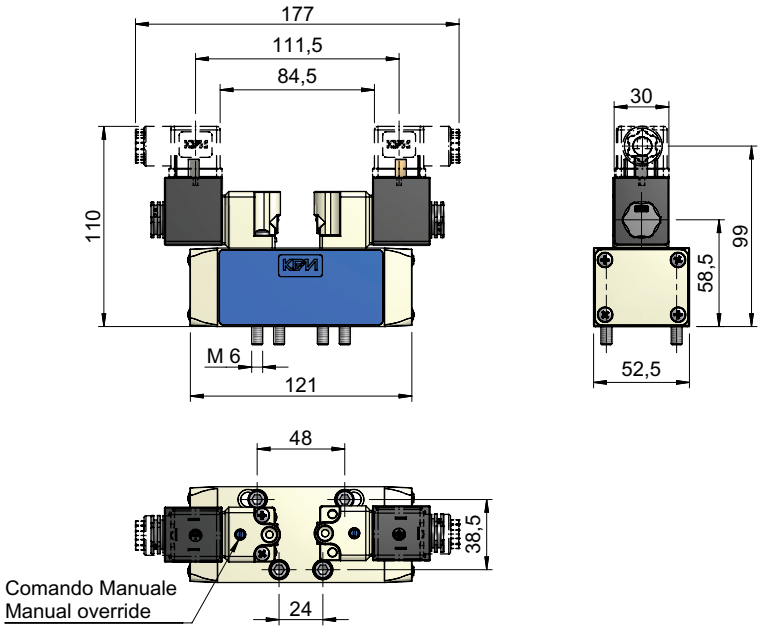


CONNETTORE A PARTE - CONNECTOR IS NOT INCLUDED

| CENTRI CHIUSI - CLOSED CENTERS | CENTRI APERTI - OPENED CENTERS | CENTRI IN PRESSIONE - CENTERS IN PRESSURE |
|---|---|---|
| 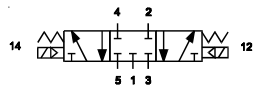 | 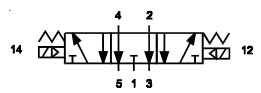 | 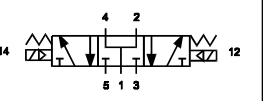 |

(1) = ALIMENTAZIONE / SUPPLY (5) (3) = SCARICHI / EXHAUST
(4) (2) = UTILIZZI / OUTPUT (14) (12) = LINEA DI PILOTAGGIO / PILOT LINE

| | | | |
|---|---|---|---|
| Fluido | *Fluid* | Aria compressa filtrata, lubrificata o non<br>Filtered lubricated or not lubricated air | |
| Fissaggio | *Fixing* | Su base ISO 5599/2 tramite 4 viti M6x30 (fornite a corredo).<br>On 5599/2 ISO bases by 4 M6x30 screws (included). | |
| Attacchi ( in sottobase ) | *Connections (on the base)* | (1) (3) (5) = G3/8" | (2) (4) = G1/4" |
| Sistema di commutazione | *Switching system* | Spola | Spool |
| Portata e diametro nominale | *Nominal rated flow e diameter* | 1200 Nl/min (6 bar) $ø_{nom}$ = 10 mm | |
| Pressione di esercizio | *Working pressure* | 2 ÷ 10 bar | |
| Tempo on-off | *Switching - Unswitching time* | (1) → (4) =20 ms | (1) → (2) =26 ms |
| Temperatura ambiente-fluido | *Ambient-fluid temperature range* | -10 ÷ 50°C | 5 ÷ 80°C |
| Materiale corpo | *Body material* | Alluminio | Aluminium |
| Materiale guarnizioni | *Seals material* | NBR | |
| Durata dell'inserimento ED | *Lasting of connection ED* | 100% | |
| Grado di protezione (con connettore) | *Protection degree (with connector)* | IP 65 (DIN 40050) | |
| Assorbimento elettrico | *Electric absorption* | Vedi retro | Please turn over |
| Peso (senza connettore) | *Weight (without connector)* | 0.680 kg | |

SUBJECT TO CHANGES WITHOUT PRIOR NOTICE
CON RISERVA DI MODIFICA SENZA PREAVVISO

## DIAGRAMMA DI PORTATA NOMINALE
## *DIAGRAM OF NORMAL RATED FLOW*

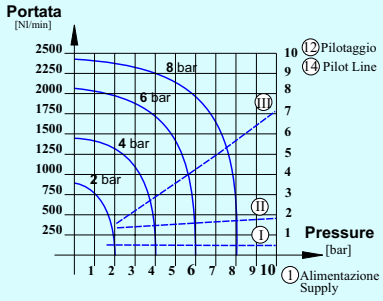


## BOBINE ELETTRICHE STANDARD - *STANDARD COILS*

| VOLTAGGIO / VOLTAGE ±10% | 22 mm DC Power | 22 mm DC Cod: | 22 mm AC Power | 22 mm AC Cod: | 30 mm DC Power | 30 mm DC Cod: | 30 mm AC Power | 30 mm AC Cod: |
|---|---|---|---|---|---|---|---|---|
| 12 V | 6 W | DA005001 | 3.5 VA | BOB00028 | 3.5 W | DC030100 | 3.3 VA | DC030600 |
| 24 V | 3.5 W | DA005101 | 5 VA | BOB00045 | 3.5 W | DC030200 | 3.3 VA | DC030700 |
| 115 V | | | 5 VA | DA010803 | | | 3.3 VA | DC030900 |
| 230 V | | | 5 VA | BOB00064 | | | 3.3 VA | DC031000 |

## MONTAGGIO IN SOTTOBASE ISO 5599-2 — *ASSEMBLY ON ISO 5599-2 BASE*

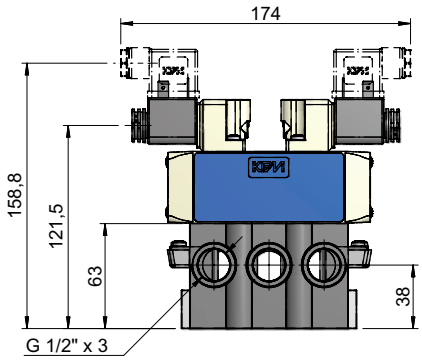


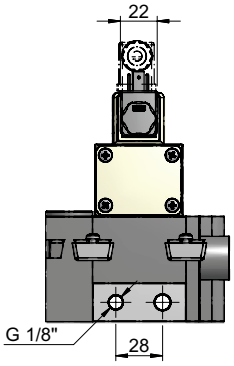


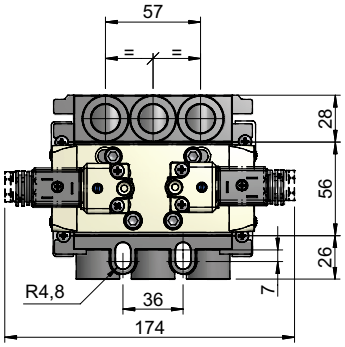


### *CHIAVI DA USARE - USED KEYS*

= 0.6 x 3.5mm — UNI 7076 - DIN 5264

= 4 mm — UNI 6753 - DIN 911

### *O P T I O N A L*

#### CONNETTORE - CONNECTOR

(I) DIN 43650 22 mm

COD: **CNK000** __

| | |
|---|---|
| std | 22 |
| Led+VDR 12÷24V = | 18 |
| Led+VDR 48÷115V = | 29 |
| Led+VDR 230V = | 44 |

DIN 43650 30 mm

COD: **CNT000** __

| | |
|---|---|
| std | 23 |
| Led 12÷24 V= | 24 |
| Led 48÷115 V = | 26 |
| Led 230V = | 27 |

#### SOTTOBASI ISO 5599-2 - ISO 5599-2 BASES

(II)



BASE ENTRATA E CHIUSURA
*ENTRY AND END BASE*

COD: **SBC00028**

(III)



BASE INTERMEDIA:
*MIDDLE BASE:*

COD: **SBC00024**

(IV)



BASE INGRESSO SUPPLEM.
*SUPPLEMENTARY ENTRY BASE*

COD: **SBC00029**

## NORME DI USO E MANUTENZIONE

Questa apparecchiatura rispetta severe specifiche qualitative tuttavia un uso improprio od inadeguato potrebbe comprometterne il funzionamento e decadere la garanzia.
NON E' UN DISPOSITIVO DI SICUREZZA

ATTENZIONE: prima di ogni operazione assicurarsi che il componente non sia in pressione o sotto tensione. Ristabilire entrambi solo dopo aver controllato l'esattezza delle connessioni.

SCONSIGLIATO USARE FILETTATURE CONICHE SU FILETTATURE IN POLIMERO

## *USE AND MAINTENANCE*

*This unit complies with high quality specifications. The incorrect use or misuse of this unit will compromise performance and will invalidate the warranty.*
*THIS UNIT IS NOT A SAFETY DEVICE*

*WARNING: before this unit is used and any maintenance work is done please ensure that you have made the correct connections and that the unit is not under electricity and pressurised. Pressure and electric power can be restored when the connections are checked.*

*TAPERED THREADS NOT ADVISABLE ON POLYMER THREADS*

SUBJECT TO CHANGES WITHOUT PRIOR NOTICE
CON RISERVA DI MODIFICA SENZA PREAVVISO

DOPPIO COMANDO PNEUMATICO
*DOUBLE PNEUMATIC PILOT*

**COD: BE4 _ _ _ _ 00000**

| TIPO | TYPE |
|---|---|
| CENTRI CHIUSI / CLOSED CENTRES | = 9702 |
| CENTRI APERTI / OPENED CENTRES | = 9302 |
| CENTRI IN PRESSIONE / CENTRES IN PRESSURE | = 3052 |



La 5/3 vie nasce per il comando diretto di cilindri a doppio effetto. La terza posizione viene raggiunta in assenza dei pilotaggi e può essere del tipo:
- CENTRI CHIUSI: blocco dell'attuatore
- CENTRI APERTI: sblocco dell'attuatore
- CENTRI IN PRESSIONE: alimentazione dell'attuatore

**CARATTERISTICHE**
- Montaggio su tutte le basi a norme ISO 5599/2

*This 5/3 way solenoid valve allows the direct piloting of double acting cylinders. If piloting is absent the valve can be:*
- *CLOSED CENTERS: blocking of the actuator*
- *OPENED CENTERS: release of the actuator*
- *CENTERS IN PRESSURE: supply of the actuator*

***PERFORMANCES***
- *Assembly on every 5599/2 ISO bases*

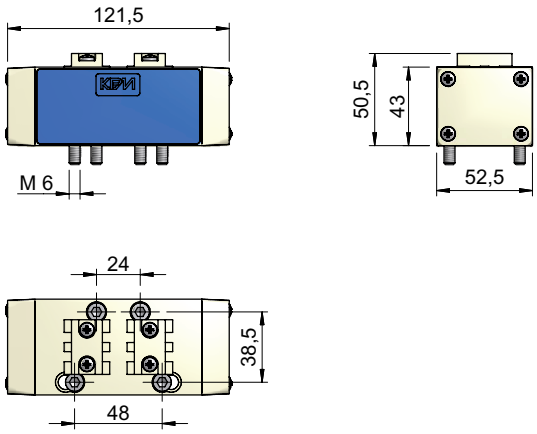


4.18

| CENTRI CHIUSI - CLOSED CENTERS | CENTRI APERTI - OPENED CENTERS | CENTRI IN PRESSIONE - CENTERS IN PRESSURE |
|---|---|---|
| 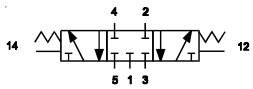 | 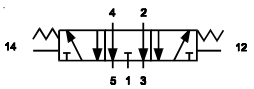 | 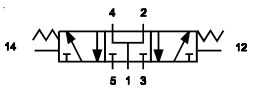 |

(1) = ALIMENTAZIONE / SUPPLY (5) (3) = SCARICHI / EXHAUST
(4) (2) = UTILIZZI / OUTPUT (14) (12) = LINEA DI PILOTAGGIO / PILOT LINE

| | | |
|---|---|---|
| Fluido | *Fluid* | Aria compressa filtrata, lubrificata o non<br>Filtered lubricated or not lubricated air |
| Fissaggio | *Fixing* | Su base ISO 5599/2 tramite 4 viti M6x30 ( fornite a corredo ).<br>On 5599/2 ISO bases by 4 M6x30 screws ( included ). |
| Attacchi ( in sottobase ) | *Connections (on the base )* | (1) (3) (5) = G 3/8" (2) (4) = G 1/4" (12) (14) = G 1/8" |
| Sistema di commutazione | *Switching system* | Spola / Spool |
| Portata e diametro nominale | *Nominal rated flow e diameter* | 1200 Nl/min (6 bar) $ø_{nom}$ = 10 mm |
| Pressione di esercizio | *Working pressure* | 2 ÷ 10 bar |
| Pressione di pilotaggio | *Pilot pressure* | Vedi retro / Please turn over |
| Tempo on-off | *Switching - Unswitching time* | (1) → (4) = 15 ms (1) → (2) = 20 ms |
| Temperatura ambiente-fluido | *Ambient-fluid temperature range* | -10 ÷ 60°C / 5 ÷ 80°C |
| Materiale corpo | *Body material* | Alluminio / Aluminium |
| Materiale guarnizioni | *Seals material* | NBR |
| Peso | *Weight* | 0.510 kg |


SUBJECT TO CHANGES WITHOUT PRIOR NOTICE
CON RISERVA DI MODIFICA SENZA PREAVVISO

## DIAGRAMMA DI PORTATA NOMINALE E PRESSIONE DI PILOTAGGIO - DIAGRAM OF NORMAL RATED FLOW AND PILOTING PRESSURE

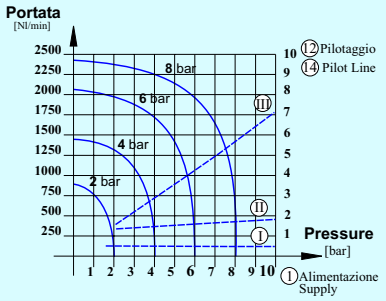


## PRESSIONE DI PILOTAGGIO - PILOT PRESSURE

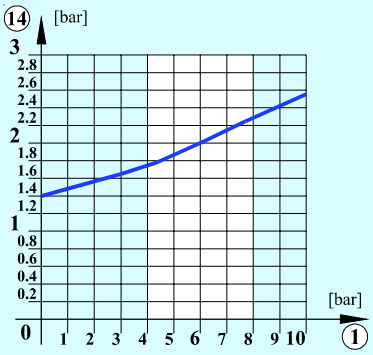


## MONTAGGIO IN SOTTOBASE ISO 5599-2 - ASSEMBLY ON ISO 5599-2 BASE

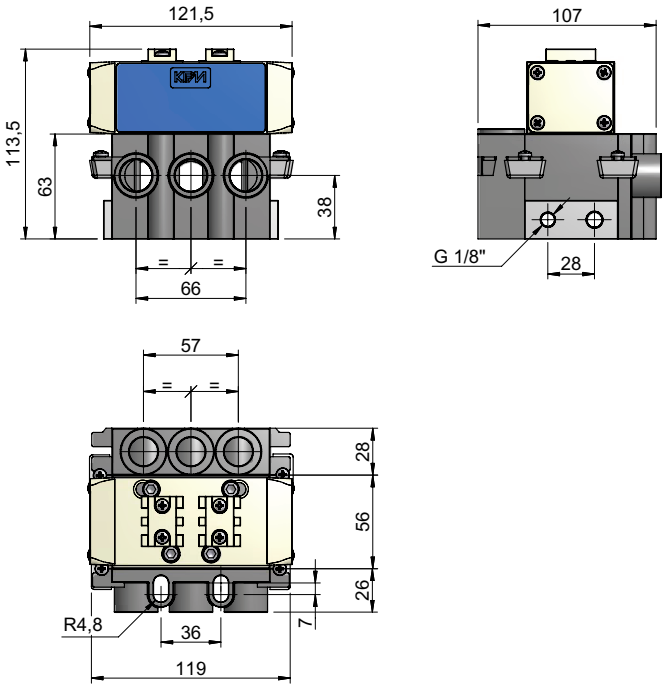


### *OPTIONAL*

SOTTOBASI ISO 5599-2 - ISO 5599-2 BASES

(II)



BASE ENTRATA E CHIUSURA
*ENTRY AND END BASE*

COD: **SBC00028**

(III)



BASE INTERMEDIA:
*MIDDLE BASE:*

COD: **SBC00024**

(IV)



BASE INGRESSO SUPPLEM.
*SUPPLEMENTARY ENTRY BASE*

COD: **SBC00029**

*CHIAVI DA USARE - USED KEYS*

= 4 mm UNI 6753 - DIN 911

## NORME DI USO E MANUTENZIONE

Questa apparecchiatura rispetta severe specifiche qualitative tuttavia un uso improprio od inadeguato potrebbe comprometterne il funzionamento e decadere la garanzia.
NON E' UN DISPOSITIVO DI SICUREZZA

ATTENZIONE: prima di ogni operazione assicurarsi che il componente non sia in pressione. Ristabilirla solo dopo aver controllato l'esattezza delle connessioni.

SCONSIGLIATO USARE FILETTATURE CONICHE SU FILETTATURE IN POLIMERO

## *USE AND MAINTENANCE*

*This unit complies with high quality specifications. The incorrect use or misuse of this unit will compromise performance and will invalidate the warranty.*
*THIS UNIT IS NOT A SAFETY DEVICE*

*WARNING: before this unit is used and any maintenance work is done please ensure that you have made the correct connections, and that the unit is not live and pressurised. Pressure can be restored when the connections are checked.*

*TAPERED THREADS NOT ADVISABLE ON POLYMER THREADS*

SUBJECT TO CHANGES WITHOUT PRIOR NOTICE
CON RISERVA DI MODIFICA SENZA PREAVVISO